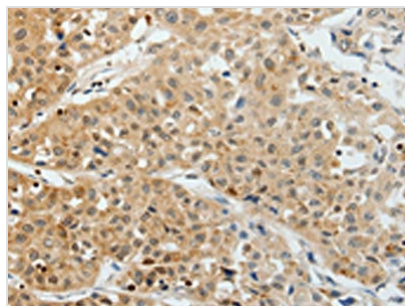




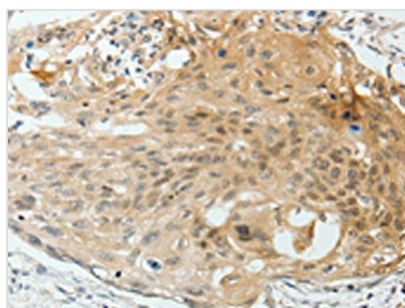
VEGFA Antibody

Product Code	CSB-PA379558
Storage	Upon receipt, store at -20°C or -80°C. Avoid repeated freeze.
Uniprot No.	P15692
Immunogen	Synthetic peptide of Human VEGFA
Raised In	Rabbit
Species Reactivity	Human
Tested Applications	ELISA,WB,IHC;ELISA:1:2000-1:5000,WB:1:500-1:2000,IHC:1:25-1:100
Form	Liquid
Conjugate	Non-conjugated
Storage Buffer	-20°C, pH7.4 PBS, 0.05% NaN ₃ , 40% Glycerol
Purification Method	Antigen affinity purification
Isotype	IgG
Immunogen Species	Homo sapiens (Human)
Target Names	VEGFA

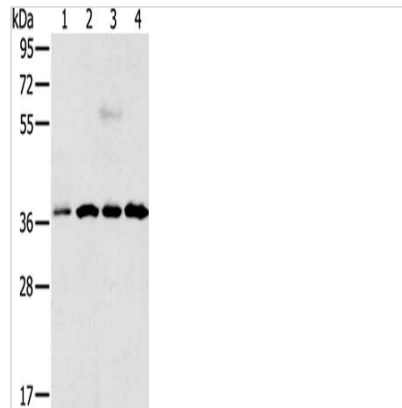
Image



The image on the left is immunohistochemistry of paraffin-embedded Human lung cancer tissue using CSB-PA379558(VEGFA Antibody) at dilution 1/25, on the right is treated with synthetic peptide. (Original magnification: x200)



The image on the left is immunohistochemistry of paraffin-embedded Human cervical cancer tissue using CSB-PA379558(VEGFA Antibody) at dilution 1/25, on the right is treated with synthetic peptide. (Original magnification: x200)



Gel: 12%SDS-PAGE, Lysate: 40 μ g, Lane 1-4:
Hela cells, Jurkat cells, 293T cells, 231 cells,
Primary antibody: CSB-PA379558(VEGFA
Antibody) at dilution 1/300, Secondary antibody:
Goat anti rabbit IgG at 1/8000 dilution, Exposure
time: 50 seconds

Usage

For Research Use Only. Not for use in diagnostic or therapeutic procedures.