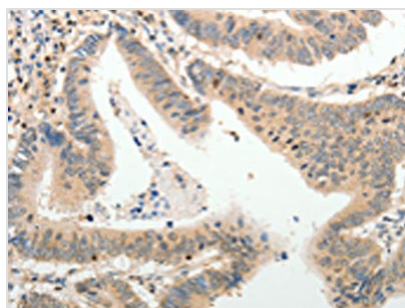




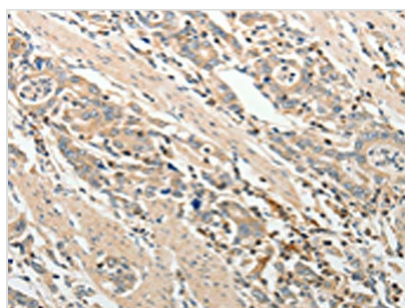
ADAMTS2 Antibody

Product Code	CSB-PA801690
Storage	Upon receipt, store at -20°C or -80°C. Avoid repeated freeze.
Uniprot No.	O95450
Immunogen	Synthetic peptide of Human ADAMTS2
Raised In	Rabbit
Species Reactivity	Human
Tested Applications	ELISA, WB, IHC; ELISA: 1:1000-1:2000, WB: 1:200-1:1000, IHC: 1:25-1:100
Form	Liquid
Conjugate	Non-conjugated
Storage Buffer	-20°C, pH7.4 PBS, 0.05% NaN ₃ , 40% Glycerol
Purification Method	Antigen affinity purification
Isotype	IgG
Immunogen Species	Homo sapiens (Human)
Target Names	ADAMTS2

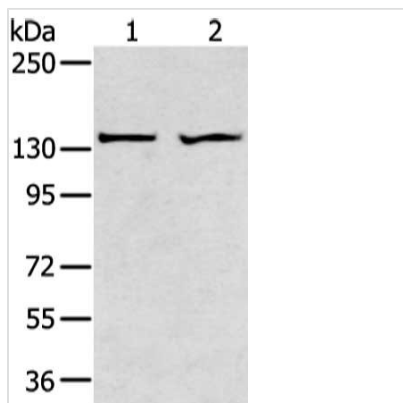
Image



The image on the left is immunohistochemistry of paraffin-embedded Human colon cancer tissue using CSB-PA801690(ADAMTS2 Antibody) at dilution 1/25, on the right is treated with synthetic peptide. (Original magnification: x200)



The image on the left is immunohistochemistry of paraffin-embedded Human gastric cancer tissue using CSB-PA801690(ADAMTS2 Antibody) at dilution 1/25, on the right is treated with synthetic peptide. (Original magnification: x200)



Gel: 6%SDS-PAGE, Lysate: 40 μ g, Lane 1-2:
A431 and 293T cell, Primary antibody: CSB-
PA801690(ADAMTS2 Antibody) at dilution 1/200
dilution, Secondary antibody: Goat anti rabbit
IgG at 1/8000 dilution, Exposure time: 1 minute