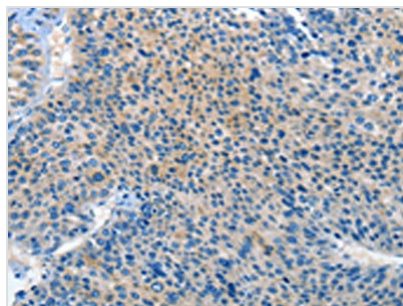




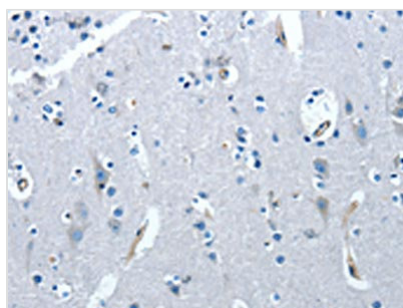
PRKX Antibody

Product Code	CSB-PA051875
Storage	Upon receipt, store at -20°C or -80°C. Avoid repeated freeze.
Uniprot No.	P51817
Immunogen	Synthetic peptide of Human PRKX
Raised In	Rabbit
Species Reactivity	Human
Tested Applications	ELISA, WB, IHC; ELISA: 1:1000-1:2000, WB: 1:200-1:1000, IHC: 1:15-1:50
Form	Liquid
Conjugate	Non-conjugated
Storage Buffer	-20°C, pH7.4 PBS, 0.05% NaN ₃ , 40% Glycerol
Purification Method	Antigen affinity purification
Isotype	IgG
Immunogen Species	Homo sapiens (Human)
Target Names	PRKX

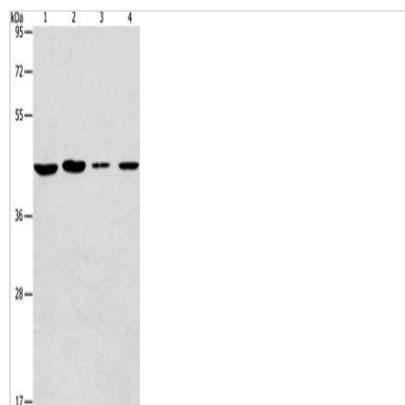
Image



The image on the left is immunohistochemistry of paraffin-embedded Human liver cancer tissue using CSB-PA051875 (PRKX Antibody) at dilution 1/20, on the right is treated with synthetic peptide. (Original magnification: x200)



The image on the left is immunohistochemistry of paraffin-embedded Human brain tissue using CSB-PA051875 (PRKX Antibody) at dilution 1/20, on the right is treated with synthetic peptide. (Original magnification: x200)



Gel: 10%SDS-PAGE, Lysate: 40 μ g, Lane 1-4:
A549 cells, Jurkat cells, 293T cells, K562 cells,
Primary antibody: CSB-PA051875(PRKX
Antibody) at dilution 1/200, Secondary antibody:
Goat anti rabbit IgG at 1/8000 dilution, Exposure
time: 20 seconds