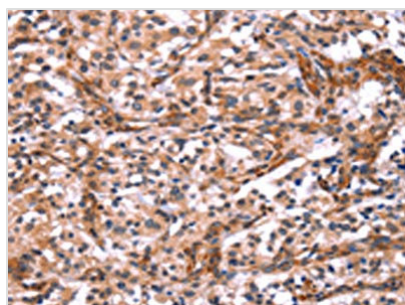




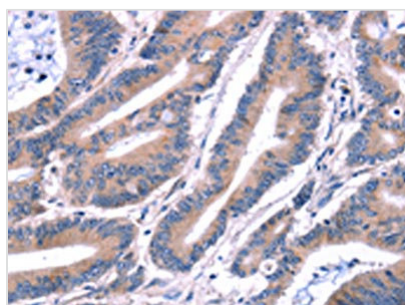
ARRB1 Antibody

Product Code	CSB-PA831162
Storage	Upon receipt, store at -20°C or -80°C. Avoid repeated freeze.
Uniprot No.	P49407
Immunogen	Synthetic peptide of Human ARRB1
Raised In	Rabbit
Species Reactivity	Human,Mouse,Rat
Tested Applications	ELISA,WB,IHC;ELISA:1:1000-1:2000,WB:1:200-1:1000,IHC:1:25-1:100
Form	Liquid
Conjugate	Non-conjugated
Storage Buffer	-20°C, pH7.4 PBS, 0.05% NaN ₃ , 40% Glycerol
Purification Method	Antigen affinity purification
Isotype	IgG
Immunogen Species	Homo sapiens (Human)
Target Names	ARRB1

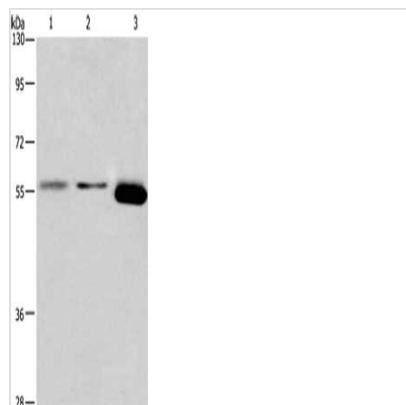
Image



The image on the left is immunohistochemistry of paraffin-embedded Human thyroid cancer tissue using CSB-PA831162(ARRB1 Antibody) at dilution 1/15, on the right is treated with synthetic peptide. (Original magnification: x200)



The image on the left is immunohistochemistry of paraffin-embedded Human colon cancer tissue using CSB-PA831162(ARRB1 Antibody) at dilution 1/15, on the right is treated with synthetic peptide. (Original magnification: x200)



Gel: 6%SDS-PAGE, Lysate: 40 μ g, Lane 1-3:
A549 cells, RAW264.7 cells, mouse brain tissue,
Primary antibody: CSB-PA831162(ARRB1
Antibody) at dilution 1/100, Secondary antibody:
Goat anti rabbit IgG at 1/8000 dilution, Exposure
time: 5 minutes

Usage

For Research Use Only. Not for use in diagnostic or therapeutic procedures.