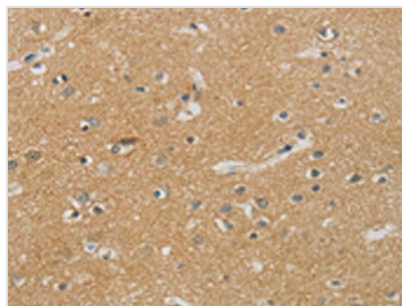




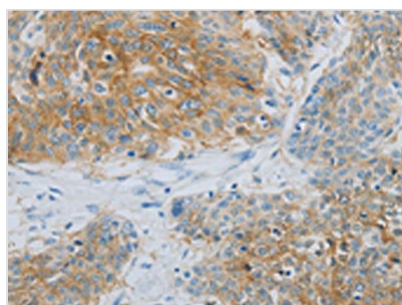
NDRG1 Antibody

Product Code	CSB-PA189423
Storage	Upon receipt, store at -20°C or -80°C. Avoid repeated freeze.
Uniprot No.	Q92597
Immunogen	Synthetic peptide of Human NDRG1
Raised In	Rabbit
Species Reactivity	Human,Mouse,Rat
Tested Applications	ELISA,WB,IHC;ELISA:1:2000-1:5000,WB:1:500-1:2000,IHC:1:50-1:200
Form	Liquid
Conjugate	Non-conjugated
Storage Buffer	-20°C, pH7.4 PBS, 0.05% NaN ₃ , 40% Glycerol
Purification Method	Antigen affinity purification
Isotype	IgG
Immunogen Species	Homo sapiens (Human)
Target Names	NDRG1


Image



The image on the left is immunohistochemistry of paraffin-embedded Human brain tissue using CSB-PA189423(NDRG1 Antibody) at dilution 1/70, on the right is treated with synthetic peptide. (Original magnification: x200)



The image on the left is immunohistochemistry of paraffin-embedded Human esophagus cancer tissue using CSB-PA189423(NDRG1 Antibody) at dilution 1/70, on the right is treated with synthetic peptide. (Original magnification: x200)



Gel: 10%SDS-PAGE, Lysate: 40 μ g, Lane:
Human lymphoma tissue, Primary antibody:
CSB-PA189423(NDRG1 Antibody) at dilution
1/1000, Secondary antibody: Goat anti rabbit IgG
at 1/8000 dilution, Exposure time: 10 minutes

Usage

For Research Use Only. Not for use in diagnostic or therapeutic procedures.