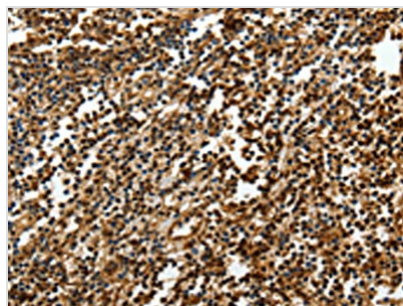




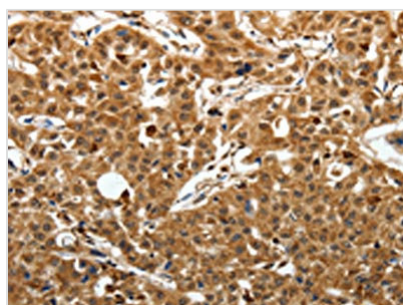
# SOX13 Antibody

<b>Product Code</b>	CSB-PA699917
<b>Storage</b>	Upon receipt, store at -20°C or -80°C. Avoid repeated freeze.
<b>Uniprot No.</b>	Q9UN79
<b>Immunogen</b>	Synthetic peptide of Human SOX13
<b>Raised In</b>	Rabbit
<b>Species Reactivity</b>	Human,Mouse
<b>Tested Applications</b>	ELISA,WB,IHC;ELISA:1:2000-1:5000,WB:1:500-1:2000,IHC:1:50-1:200
<b>Form</b>	Liquid
<b>Conjugate</b>	Non-conjugated
<b>Storage Buffer</b>	-20°C, pH7.4 PBS, 0.05% NaN <sub>3</sub> , 40% Glycerol
<b>Purification Method</b>	Antigen affinity purification
<b>Isotype</b>	IgG
<b>Immunogen Species</b>	Homo sapiens (Human)
<b>Target Names</b>	SOX13


## Image



The image on the left is immunohistochemistry of paraffin-embedded Human tonsil tissue using CSB-PA699917(SOX13 Antibody) at dilution 1/50, on the right is treated with synthetic peptide. (Original magnification: x200)



The image on the left is immunohistochemistry of paraffin-embedded Human lung cancer tissue using CSB-PA699917(SOX13 Antibody) at dilution 1/50, on the right is treated with synthetic peptide. (Original magnification: x200)



Gel: 10%SDS-PAGE, Lysate: 40  $\mu$ g, Lane:  
Mouse liver tissue, Primary antibody: CSB-  
PA699917(SOX13 Antibody) at dilution 1/800,  
Secondary antibody: Goat anti rabbit IgG at  
1/8000 dilution, Exposure time: 1 minute

## Usage

For Research Use Only. Not for use in diagnostic or therapeutic procedures.