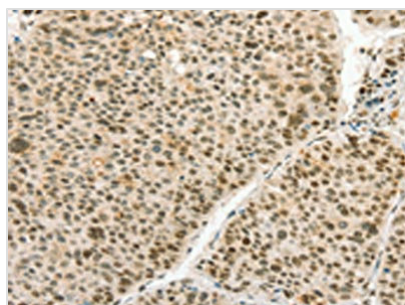




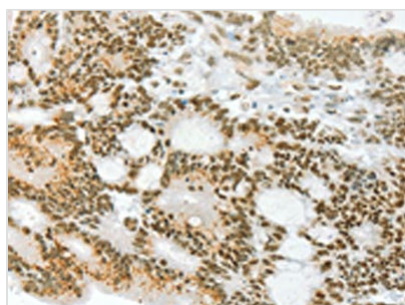
ANGPT4 Antibody

Product Code	CSB-PA584378
Storage	Upon receipt, store at -20°C or -80°C. Avoid repeated freeze.
Uniprot No.	Q9Y264
Immunogen	Synthetic peptide of Human ANGPT4
Raised In	Rabbit
Species Reactivity	Human
Tested Applications	ELISA,WB,IHC;ELISA:1:2000-1:10000,WB:1:200-1:1000,IHC:1:100-1:300
Form	Liquid
Conjugate	Non-conjugated
Storage Buffer	-20°C, pH7.4 PBS, 0.05% NaN ₃ , 40% Glycerol
Purification Method	Antigen affinity purification
Isotype	IgG
Immunogen Species	Homo sapiens (Human)
Target Names	ANGPT4


Image



The image on the left is immunohistochemistry of paraffin-embedded Human liver cancer tissue using CSB-PA584378(ANGPT4 Antibody) at dilution 1/70, on the right is treated with synthetic peptide. (Original magnification: x200)



The image on the left is immunohistochemistry of paraffin-embedded Human colon cancer tissue using CSB-PA584378(ANGPT4 Antibody) at dilution 1/70, on the right is treated with synthetic peptide. (Original magnification: x200)



Gel: 8%SDS-PAGE, Lysate: 40 μ g, Lane 1-2:
Human right lung tissue, Human left lung cancer
tissue, Primary antibody: CSB-
PA584378(ANGPT4 Antibody) at dilution 1/480,
Secondary antibody: Goat anti rabbit IgG at
1/8000 dilution, Exposure time: 2 minutes

Usage

For Research Use Only. Not for use in diagnostic or therapeutic procedures.