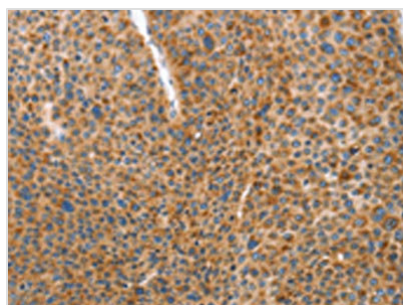




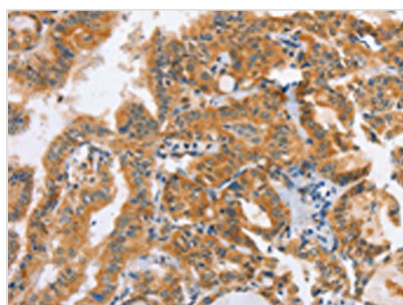
DDX58 Antibody

| | |
|----------------------------|--|
| Product Code | CSB-PA695560 |
| Storage | Upon receipt, store at -20°C or -80°C. Avoid repeated freeze. |
| Uniprot No. | O95786 |
| Immunogen | Synthetic peptide of Human DDX58 |
| Raised In | Rabbit |
| Species Reactivity | Human |
| Tested Applications | ELISA,WB,IHC;ELISA:1:1000-1:2000,WB:1:200-1:1000,IHC:1:100-1:300 |
| Form | Liquid |
| Conjugate | Non-conjugated |
| Storage Buffer | -20°C, pH7.4 PBS, 0.05% NaN ₃ , 40% Glycerol |
| Purification Method | Antigen affinity purification |
| Isotype | IgG |
| Immunogen Species | Homo sapiens (Human) |
| Target Names | DDX58 |


Image



The image on the left is immunohistochemistry of paraffin-embedded Human liver cancer tissue using CSB-PA695560(DDX58 Antibody) at dilution 1/70, on the right is treated with synthetic peptide. (Original magnification: x200)



The image on the left is immunohistochemistry of paraffin-embedded Human thyroid cancer tissue using CSB-PA695560(DDX58 Antibody) at dilution 1/70, on the right is treated with synthetic peptide. (Original magnification: x200)



Gel: 8%SDS-PAGE, Lysate: 40 μ g, Lane: Jurkat cells, Primary antibody: CSB-PA695560(DDX58 Antibody) at dilution 1/250, Secondary antibody: Goat anti rabbit IgG at 1/8000 dilution, Exposure time: 3 minutes