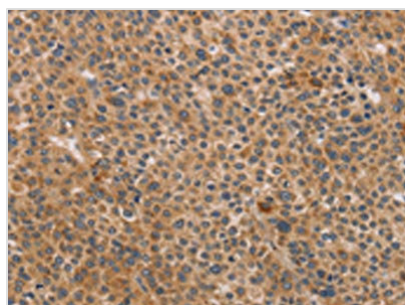




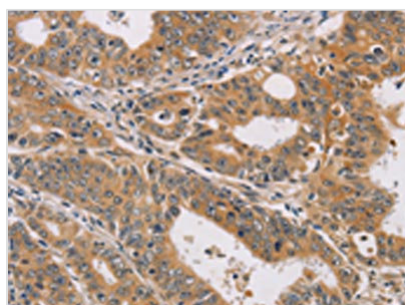
CDK11A/CDK11B Antibody

Product Code	CSB-PA105838
Storage	Upon receipt, store at -20°C or -80°C. Avoid repeated freeze.
Uniprot No.	B7ZVY7
Immunogen	Synthetic peptide of Human CDK11A/CDK11B
Raised In	Rabbit
Species Reactivity	Human,Mouse
Tested Applications	ELISA,WB,IHC;ELISA:1:2000-1:5000,WB:1:500-1:2000,IHC:1:50-1:200
Form	Liquid
Conjugate	Non-conjugated
Storage Buffer	-20°C, pH7.4 PBS, 0.05% NaN ₃ , 40% Glycerol
Purification Method	Antigen affinity purification
Isotype	IgG
Immunogen Species	Homo sapiens (Human)
Target Names	CDK11A/CDK11B

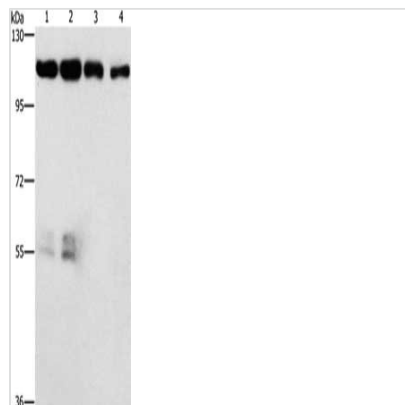
Image



The image on the left is immunohistochemistry of paraffin-embedded Human liver cancer tissue using CSB-PA105838(CDK11A/CDK11B Antibody) at dilution 1/40, on the right is treated with synthetic peptide. (Original magnification: x200)



The image on the left is immunohistochemistry of paraffin-embedded Human gastric cancer tissue using CSB-PA105838(CDK11A/CDK11B Antibody) at dilution 1/40, on the right is treated with synthetic peptide. (Original magnification: x200)



Gel: 6%SDS-PAGE, Lysate: 40 μ g, Lane 1-4: HeLa cells, hepG2 cells, lovo cells, human colon cancer tissue, Primary antibody: CSB-PA105838(CDK11A/CDK11B Antibody) at dilution 1/750, Secondary antibody: Goat anti rabbit IgG at 1/8000 dilution, Exposure time: 1 minute

Usage

For Research Use Only. Not for use in diagnostic or therapeutic procedures.