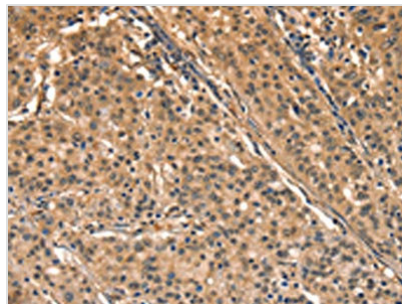




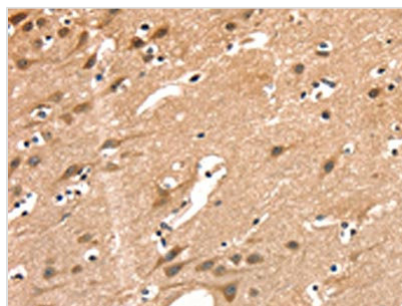
AIMP1 Antibody

Product Code	CSB-PA584418
Storage	Upon receipt, store at -20°C or -80°C. Avoid repeated freeze.
Uniprot No.	Q12904
Immunogen	Synthetic peptide of Human AIMP1
Raised In	Rabbit
Species Reactivity	Human, Mouse
Tested Applications	ELISA, WB, IHC; ELISA: 1:2000-1:5000, WB: 1:500-1:2000, IHC: 1:50-1:200
Form	Liquid
Conjugate	Non-conjugated
Storage Buffer	-20°C, pH7.4 PBS, 0.05% NaN ₃ , 40% Glycerol
Purification Method	Antigen affinity purification
Isotype	IgG
Immunogen Species	Homo sapiens (Human)
Target Names	AIMP1

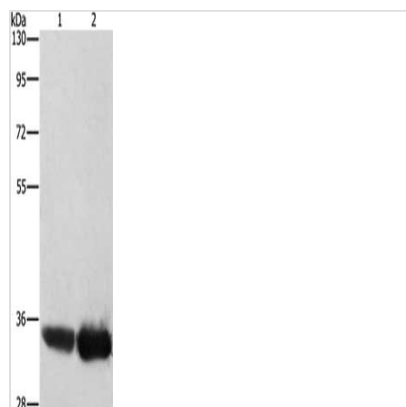
Image



The image on the left is immunohistochemistry of paraffin-embedded Human gastric cancer tissue using CSB-PA584418(AIMP1 Antibody) at dilution 1/40, on the right is treated with synthetic peptide. (Original magnification: x200)



The image on the left is immunohistochemistry of paraffin-embedded Human brain tissue using CSB-PA584418(AIMP1 Antibody) at dilution 1/40, on the right is treated with synthetic peptide. (Original magnification: x200)



Gel: 8%SDS-PAGE, Lysate: 40 μ g, Lane 1-2:
Hela cells, hepG2 cells, Primary antibody: CSB-
PA584418(AIMP1 Antibody) at dilution 1/400,
Secondary antibody: Goat anti rabbit IgG at
1/8000 dilution, Exposure time: 5 second

Usage

For Research Use Only. Not for use in diagnostic or therapeutic procedures.