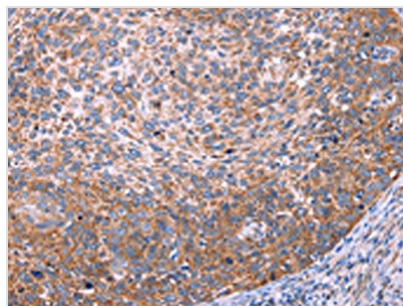




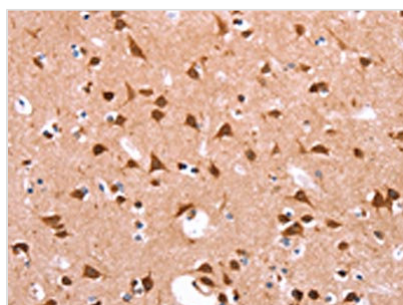
FUT8 Antibody

| | |
|----------------------------|---|
| Product Code | CSB-PA557036 |
| Storage | Upon receipt, store at -20°C or -80°C. Avoid repeated freeze. |
| Uniprot No. | Q9BYC5 |
| Immunogen | Synthetic peptide of Human FUT8 |
| Raised In | Rabbit |
| Species Reactivity | Human,Mouse |
| Tested Applications | ELISA,WB,IHC;ELISA:1:2000-1:5000,WB:1:500-1:2000,IHC:1:25-1:100 |
| Form | Liquid |
| Conjugate | Non-conjugated |
| Storage Buffer | -20°C, pH7.4 PBS, 0.05% NaN ₃ , 40% Glycerol |
| Purification Method | Antigen affinity purification |
| Isotype | IgG |
| Immunogen Species | Homo sapiens (Human) |
| Target Names | FUT8 |

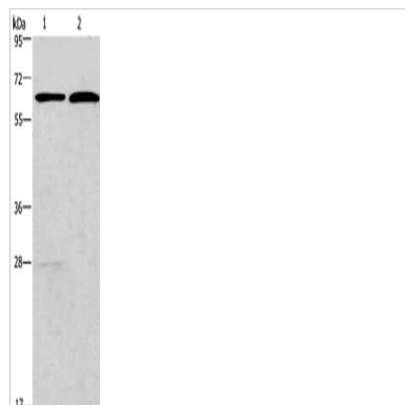
Image



The image on the left is immunohistochemistry of paraffin-embedded Human cervical cancer tissue using CSB-PA557036(FUT8 Antibody) at dilution 1/20, on the right is treated with synthetic peptide. (Original magnification: x200)



The image on the left is immunohistochemistry of paraffin-embedded Human brain tissue using CSB-PA557036(FUT8 Antibody) at dilution 1/20, on the right is treated with synthetic peptide. (Original magnification: x200)



Gel: 6%SDS-PAGE, Lysate: 40 μ g, Lane 1-2:
LoVo cells, PC3 cells, Primary antibody: CSB-
PA557036(FUT8 Antibody) at dilution 1/200,
Secondary antibody: Goat anti rabbit IgG at
1/8000 dilution, Exposure time: 1 minute