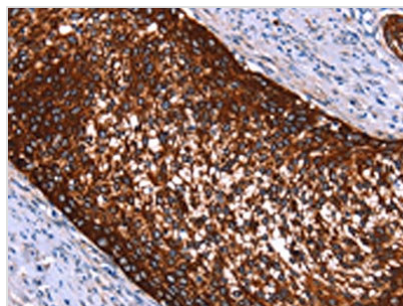




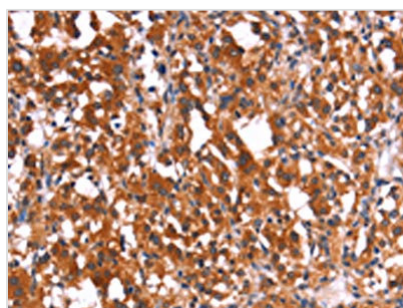
HMGCS2 Antibody

Product Code	CSB-PA045049
Storage	Upon receipt, store at -20°C or -80°C. Avoid repeated freeze.
Uniprot No.	P54868
Immunogen	Synthetic peptide of Human HMGCS2
Raised In	Rabbit
Species Reactivity	Human, Mouse
Tested Applications	ELISA, WB, IHC; ELISA: 1:2000-1:10000, WB: 1:500-1:2000, IHC: 1:100-1:300
Form	Liquid
Conjugate	Non-conjugated
Storage Buffer	-20°C, pH7.4 PBS, 0.05% NaN ₃ , 40% Glycerol
Purification Method	Antigen affinity purification
Isotype	IgG
Immunogen Species	Homo sapiens (Human)
Target Names	HMGCS2

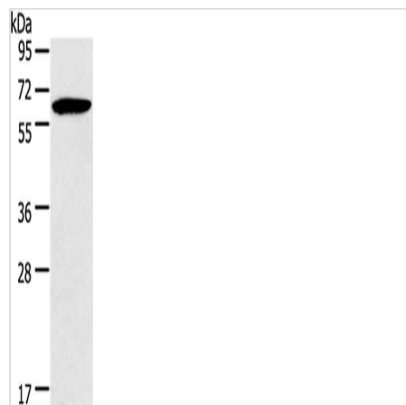
Image



The image on the left is immunohistochemistry of paraffin-embedded Human cervical cancer tissue using CSB-PA045049(HMGCS2 Antibody) at dilution 1/40, on the right is treated with synthetic peptide. (Original magnification: x200)



The image on the left is immunohistochemistry of paraffin-embedded Human thyroid cancer tissue using CSB-PA045049(HMGCS2 Antibody) at dilution 1/40, on the right is treated with synthetic peptide. (Original magnification: x200)



Gel: 8%SDS-PAGE, Lysate: 40 μ g, Lane: Mouse brain tissue, Primary antibody: CSB-PA045049(HMGCS2 Antibody) at dilution 1/200, Secondary antibody: Goat anti rabbit IgG at 1/8000 dilution, Exposure time: 2 minutes

Usage

For Research Use Only. Not for use in diagnostic or therapeutic procedures.