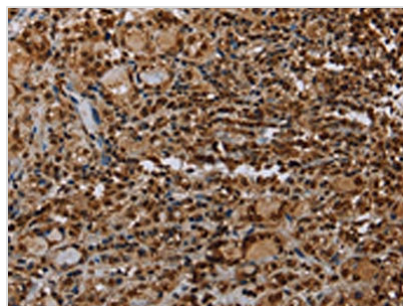




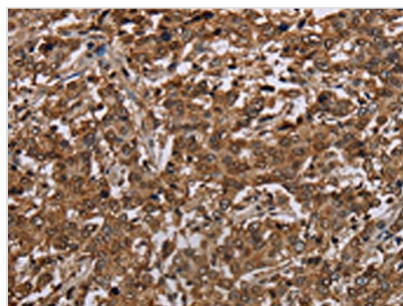
TBX5 Antibody

| | |
|----------------------------|---|
| Product Code | CSB-PA995324 |
| Storage | Upon receipt, store at -20°C or -80°C. Avoid repeated freeze. |
| Uniprot No. | Q99593 |
| Immunogen | Synthetic peptide of Human TBX5 |
| Raised In | Rabbit |
| Species Reactivity | Human,Mouse,Rat |
| Tested Applications | ELISA,WB,IHC;ELISA:1:2000-1:5000,WB:1:200-1:1000,IHC:1:50-1:200 |
| Form | Liquid |
| Conjugate | Non-conjugated |
| Storage Buffer | -20°C, pH7.4 PBS, 0.05% NaN ₃ , 40% Glycerol |
| Purification Method | Antigen affinity purification |
| Isotype | IgG |
| Immunogen Species | Homo sapiens (Human) |
| Target Names | TBX5 |


Image



The image on the left is immunohistochemistry of paraffin-embedded Human thyroid cancer tissue using CSB-PA995324(TBX5 Antibody) at dilution 1/35, on the right is treated with synthetic peptide. (Original magnification: x200)



The image on the left is immunohistochemistry of paraffin-embedded Human liver cancer tissue using CSB-PA995324(TBX5 Antibody) at dilution 1/35, on the right is treated with synthetic peptide. (Original magnification: x200)



Gel: 8%SDS-PAGE, Lysate: 40 μ g, Lane: Mouse kidney tissue, Primary antibody: CSB-PA995324(TBX5 Antibody) at dilution 1/350, Secondary antibody: Goat anti rabbit IgG at 1/8000 dilution, Exposure time: 3 minutes