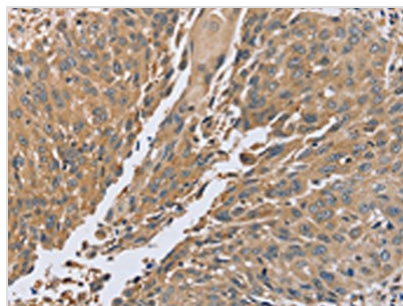




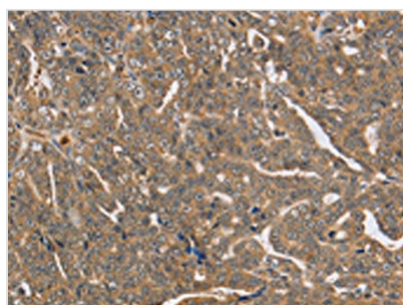
PTPN12 Antibody

Product Code	CSB-PA776978
Storage	Upon receipt, store at -20°C or -80°C. Avoid repeated freeze.
Uniprot No.	Q05209
Immunogen	Synthetic peptide of Human PTPN12
Raised In	Rabbit
Species Reactivity	Human, Mouse
Tested Applications	ELISA, WB, IHC; ELISA: 1:1000-1:2000, WB: 1:200-1:1000, IHC: 1:100-1:300
Form	Liquid
Conjugate	Non-conjugated
Storage Buffer	-20°C, pH7.4 PBS, 0.05% NaN ₃ , 40% Glycerol
Purification Method	Antigen affinity purification
Isotype	IgG
Immunogen Species	Homo sapiens (Human)
Target Names	PTPN12

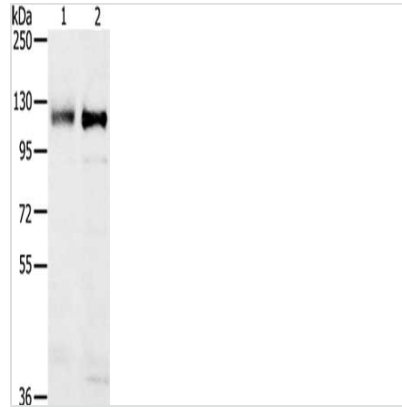
Image



The image on the left is immunohistochemistry of paraffin-embedded Human lung cancer tissue using CSB-PA776978 (PTPN12 Antibody) at dilution 1/45, on the right is treated with synthetic peptide. (Original magnification: x200)



The image on the left is immunohistochemistry of paraffin-embedded Human cervical cancer tissue using CSB-PA776978 (PTPN12 Antibody) at dilution 1/45, on the right is treated with synthetic peptide. (Original magnification: x200)



Gel: 6%SDS-PAGE, Lysate: 40 μ g, Lane 1-2:
231 cells, K562 cells, Primary antibody: CSB-
PA776978(PTPN12 Antibody) at dilution 1/200,
Secondary antibody: Goat anti rabbit IgG at
1/8000 dilution, Exposure time: 10 minutes

Usage

For Research Use Only. Not for use in diagnostic or therapeutic procedures.