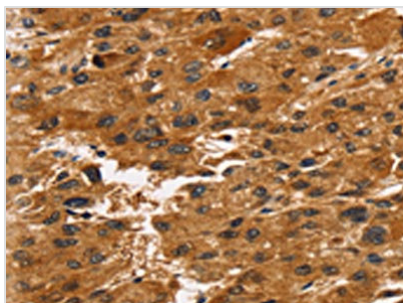




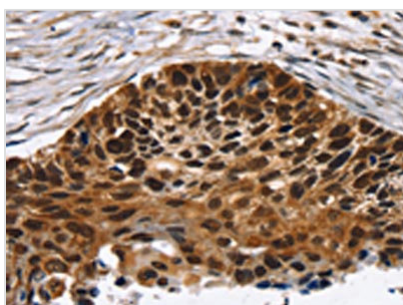
TACC2 Antibody

Product Code	CSB-PA633214
Storage	Upon receipt, store at -20°C or -80°C. Avoid repeated freeze.
Uniprot No.	O95359
Immunogen	Synthetic peptide of Human TACC2
Raised In	Rabbit
Species Reactivity	Human,Mouse
Tested Applications	ELISA,WB,IHC;ELISA:1:1000-1:2000,WB:1:200-1:1000,IHC:1:25-1:100
Form	Liquid
Conjugate	Non-conjugated
Storage Buffer	-20°C, pH7.4 PBS, 0.05% NaN ₃ , 40% Glycerol
Purification Method	Antigen affinity purification
Isotype	IgG
Immunogen Species	Homo sapiens (Human)
Target Names	TACC2

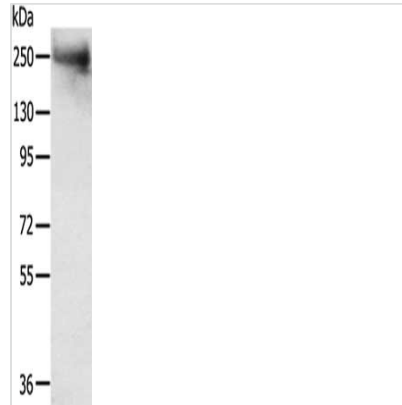
Image



The image on the left is immunohistochemistry of paraffin-embedded Human liver cancer tissue using CSB-PA633214(TACC2 Antibody) at dilution 1/30, on the right is treated with synthetic peptide. (Original magnification: x200)



The image on the left is immunohistochemistry of paraffin-embedded Human esophagus cancer tissue using CSB-PA633214(TACC2 Antibody) at dilution 1/30, on the right is treated with synthetic peptide. (Original magnification: x200)



Gel: 6%SDS-PAGE, Lysate: 40 μ g, Lane: Mouse muscle tissue, Primary antibody: CSB-PA633214(TACC2 Antibody) at dilution 1/300, Secondary antibody: Goat anti rabbit IgG at 1/8000 dilution, Exposure time: 5 minutes

Usage

For Research Use Only. Not for use in diagnostic or therapeutic procedures.