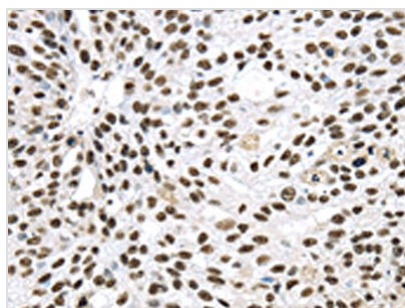




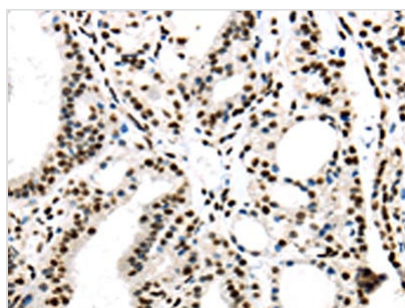
DDX39B Antibody

Product Code	CSB-PA571464
Storage	Upon receipt, store at -20°C or -80°C. Avoid repeated freeze.
Uniprot No.	Q13838
Immunogen	Synthetic peptide of Human DDX39B
Raised In	Rabbit
Species Reactivity	Human,Mouse,Rat
Tested Applications	ELISA,WB,IHC;ELISA:1:2000-1:5000,WB:1:500-1:2000,IHC:1:30-1:150
Form	Liquid
Conjugate	Non-conjugated
Storage Buffer	-20°C, pH7.4 PBS, 0.05% NaN ₃ , 40% Glycerol
Purification Method	Antigen affinity purification
Isotype	IgG
Immunogen Species	Homo sapiens (Human)
Target Names	DDX39B

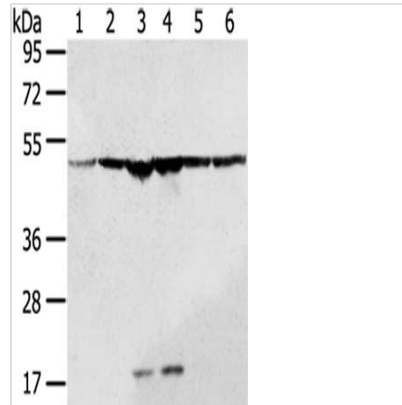
Image



The image on the left is immunohistochemistry of paraffin-embedded Human breast cancer tissue using CSB-PA571464(DDX39B Antibody) at dilution 1/40, on the right is treated with synthetic peptide. (Original magnification: x200)



The image on the left is immunohistochemistry of paraffin-embedded Human thyroid cancer tissue using CSB-PA571464(DDX39B Antibody) at dilution 1/40, on the right is treated with synthetic peptide. (Original magnification: x200)



Gel: 8%SDS-PAGE,Lysate: 40 μ g,Lane 1-6:
A431 cells, SKOV3 cells, 231 cells, Jurkat cells,
HepG2 cells, Hela cells,Primary antibody: CSB-
PA571464(DDX39B Antibody) at dilution 1/200
dilution,Secondary antibody: Goat anti rabbit IgG
at 1/8000 dilution,Exposure time: 1 second

Usage

For Research Use Only. Not for use in diagnostic or therapeutic procedures.