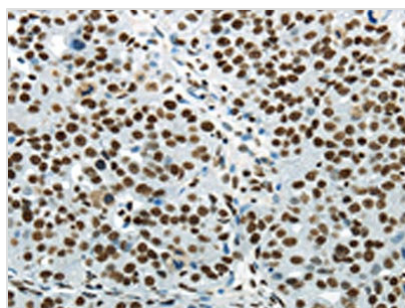




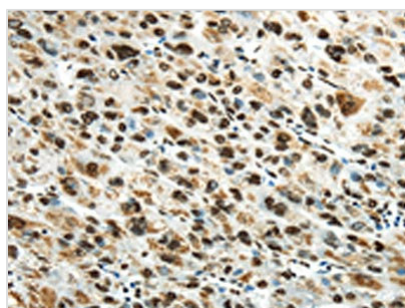
HNRNPM Antibody

Product Code	CSB-PA032302
Storage	Upon receipt, store at -20°C or -80°C. Avoid repeated freeze.
Uniprot No.	P52272
Immunogen	Synthetic peptide of Human HNRNPM
Raised In	Rabbit
Species Reactivity	Human,Mouse,Rat
Tested Applications	ELISA,WB,IHC;ELISA:1:2000-1:5000,WB:1:500-1:2000,IHC:1:25-1:100
Form	Liquid
Conjugate	Non-conjugated
Storage Buffer	-20°C, pH7.4 PBS, 0.05% NaN ₃ , 40% Glycerol
Purification Method	Antigen affinity purification
Isotype	IgG
Immunogen Species	Homo sapiens (Human)
Target Names	HNRNPM

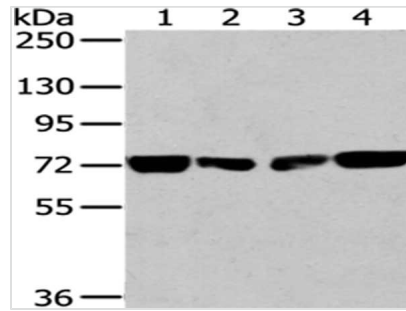
Image



The image on the left is immunohistochemistry of paraffin-embedded Human breast cancer tissue using CSB-PA032302(HNRNPM Antibody) at dilution 1/25, on the right is treated with synthetic peptide. (Original magnification: x200)



The image on the left is immunohistochemistry of paraffin-embedded Human liver cancer tissue using CSB-PA032302(HNRNPM Antibody) at dilution 1/25, on the right is treated with synthetic peptide. (Original magnification: x200)



Gel: 6%SDS-PAGE, Lysate: 40 μ g, Lane 1-4:
HT-29, A172, hela and 293T cell, Primary
antibody: CSB-PA032302(HNRNPM Antibody) at
dilution 1/250 dilution, Secondary antibody: Goat
anti rabbit IgG at 1/8000 dilution, Exposure time:
10 seconds

Usage

For Research Use Only. Not for use in diagnostic or therapeutic procedures.