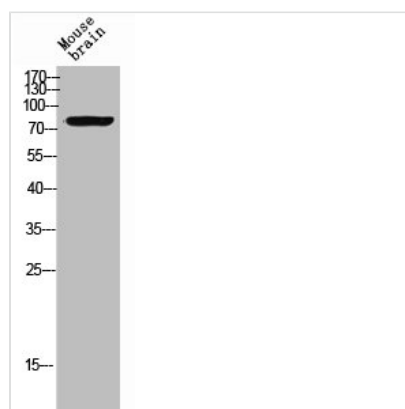





# NRG3 Antibody

<b>Product Code</b>	CSB-PA006319
<b>Storage</b>	Upon receipt, store at -20°C or -80°C. Avoid repeated freeze.
<b>Uniprot No.</b>	P56975
<b>Immunogen</b>	Synthesized peptide derived from the Internal region of Human Neuregulin-3.
<b>Raised In</b>	Rabbit
<b>Species Reactivity</b>	Human,Mouse
<b>Tested Applications</b>	WB, ELISA; WB:1:500-1:2000, ELISA:1:10000
<b>Form</b>	Liquid
<b>Conjugate</b>	Non-conjugated
<b>Storage Buffer</b>	Liquid in PBS containing 50% glycerol, 0.5% BSA and 0.02% sodium azide.
<b>Purification Method</b>	The antibody was affinity-purified from rabbit antiserum by affinity-chromatography using epitope-specific immunogen.
<b>Isotype</b>	IgG
<b>Alias</b>	NRG3; Pro-neuregulin-3, membrane-bound isoform; Pro-NRG3
<b>Immunogen Species</b>	Homo sapiens (Human)
<b>Target Names</b>	NRG3

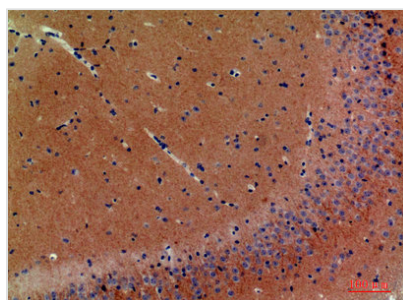
## Image



Western Blot analysis of MOUSE-BRAIN cells using Neuregulin-3 Polyclonal Antibody



Western Blot analysis of mouse brain K562 cells using Neuregulin-3 Polyclonal Antibody



Immunohistochemical analysis of paraffin-embedded mouse-brain, antibody was diluted at 1:200