


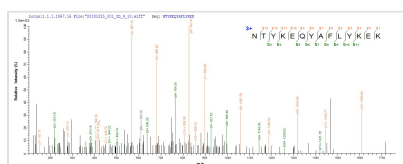


Recombinant Human Deoxyribonuclease gamma (DNASE1L3)

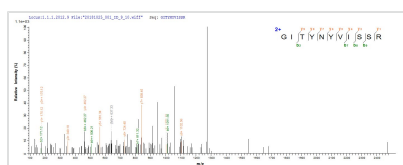
Product Code	CSB-EP621686HU
Relevance	Has DNA hydrolytic activity. Does not bind to actin. Cleaves chromatin DNA to nucleosomal units.
Storage	The shelf life is related to many factors, storage state, buffer ingredients, storage temperature and the stability of the protein itself. Generally, the shelf life of liquid form is 6 months at -20°C/-80°C. The shelf life of lyophilized form is 12 months at -20°C/-80°C.
Uniprot No.	Q13609
Product Type	Recombinant Proteins
Immunogen Species	Homo sapiens (Human)
Purity	Greater than 90% as determined by SDS-PAGE.
Sequence	MRICSFNVRSFGESKQEDKNAMDVIVKVIKRCDIILVMEIKDSNNRICPILMEKLN RNSRRGITYNYVISSRLGRNTYKEQYAFLYKEKLVSVKRSYHYHDYQDGDADV FSREPFVWFQSPHTAVKDFVIPLHTTPETSVKEIDELVEVYTDVKHRWKAEN FIFMGDFNAGCSYVPPKAWKNIRLRTDPRFVWLIGDQEDTTVKKSTNCAYDRI VLRGQEI VSSVVPKSNSVDFDQKAYKLTEEEALDVSDHFPVEFKLQSSRAFTN SKKSVTLRKKTKSKRS
Research Area	Cell Biology
Source	E.coli
Target Names	DNASE1L3
Expression Region	21-305aa
Notes	Repeated freezing and thawing is not recommended. Store working aliquots at 4°C for up to one week.
Tag Info	N-terminal GST-tagged
Mol. Weight	60.4kDa
Protein Length	Full Length of Mature Protein
Image	



(Tris-Glycine gel) Discontinuous SDS-PAGE (reduced) with 5% enrichment gel and 15% separation gel.



Based on the SEQUEST from database of E.coli host and target protein, the LC-MS/MS Analysis result of CSB-EP621686HU could indicate that this peptide derived from E.coli-expressed Homo sapiens (Human) DNASE1L3.



Based on the SEQUEST from database of E.coli host and target protein, the LC-MS/MS Analysis result of CSB-EP621686HU could indicate that this peptide derived from E.coli-expressed Homo sapiens (Human) DNASE1L3.

Description

The cDNA fragment encoding 21-305aa of Human Deoxyribonuclease gamma (DNASE1L3) was fused with an N-terminal GST-tag and then expressed in E.coli. The product obtained is the recombinant full-length of mature human DNASE1L3 protein. Its purity was determined by using SDS-PAGE and reached up to 90%. Under the reducing conditions, the gel presented a molecular mass band of about 62 kDa. The slightly higher result was attributed to glycosylation. It was also validated by the LC-MS/MS analysis. In-stock DNASE1L3 proteins are offered now. This recombinant DNASE1L3 protein may find uses in the specific antibody generation or the studies of cell biology.

DNASE1L3 is a secreted DNASE1-like nuclease, which can digest DNA in chromatin. The deletion of DNASE1L3 can cause anti-DNA responses and autoimmunity in humans and mice. Lee Serpas et al. proved that DNASE1L3 plays a role in circulating plasma DNA homeostasis by enhancing fragmentation and affecting terminal motif frequencies. These results support the unique role of DNASE1L3 as a regulator of physical form and cell-free DNA availability, which may be significant for the DNASE1L3's mechanism of preventing autoimmunity.

Shelf Life

The shelf life is related to many factors, storage state, buffer ingredients, storage temperature and the stability of the protein itself.

Generally, the shelf life of liquid form is 6 months at -20°C/-80°C. The shelf life of lyophilized form is 12 months at -20°C/-80°C.