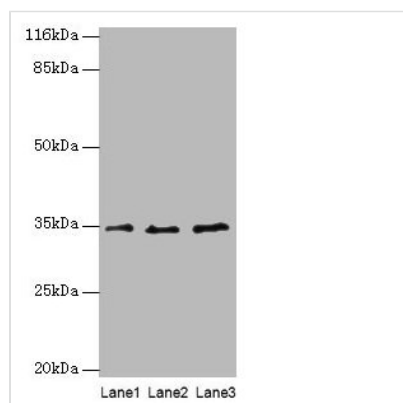




AZGP1 Antibody

Product Code	CSB-PA11039A0Rb
Storage	Upon receipt, store at -20°C or -80°C. Avoid repeated freeze.
Uniprot No.	P25311
Immunogen	Recombinant Human Zinc-alpha-2-glycoprotein protein (61-210AA)
Raised In	Rabbit
Species Reactivity	Human
Tested Applications	ELISA, WB, IHC; Recommended dilution: WB:1:500-1:5000, IHC:1:20-1:200
Form	Liquid
Conjugate	Non-conjugated
Storage Buffer	Preservative: 0.03% Proclin 300 Constituents: 50% Glycerol, 0.01M PBS, PH 7.4
Purification Method	>95%, Protein G purified
Isotype	IgG
Clonality	Polyclonal
Alias	Zinc-alpha-2-glycoprotein (Zn-alpha-2-GP) (Zn-alpha-2-glycoprotein), AZGP1, ZAG ZNGP1
Immunogen Species	Homo sapiens (Human)
Research Area	Immunology
Target Names	AZGP1

Image



Western blot

All lanes: AZGP1 antibody at 4µg/ml

Lane 1: PC-3 whole cell lysate

Lane 2: HepG2 whole cell lysate

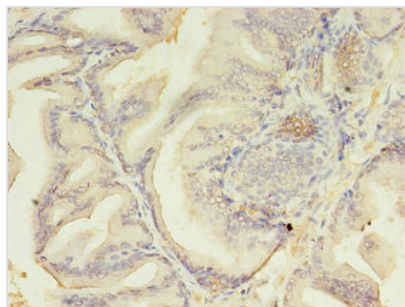
Lane 3: K562 whole cell lysate

Secondary

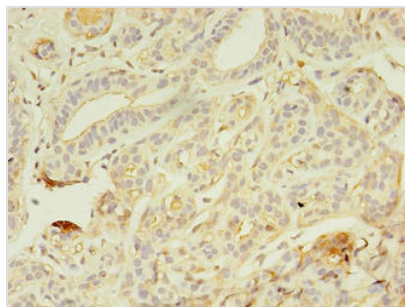
Goat polyclonal to rabbit IgG at 1/10000 dilution

Predicted band size: 35 kDa

Observed band size: 35 kDa



Immunohistochemistry of paraffin-embedded human prostate cancer using CSB-PA11039A0Rb at dilution of 1:100



Immunohistochemistry of paraffin-embedded human breast cancer using CSB-PA11039A0Rb at dilution of 1:100

Usage

For Research Use Only. Not for use in diagnostic or therapeutic procedures.