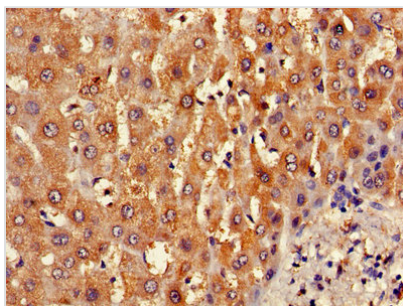




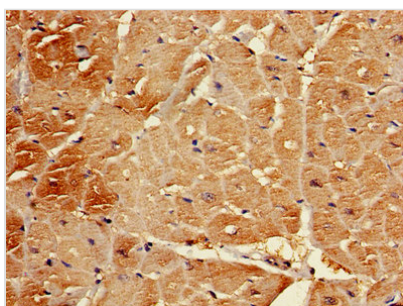
B3GALT2 Antibody

Product Code	CSB-PA002491LA01HU
Storage	Upon receipt, store at -20°C or -80°C. Avoid repeated freeze.
Uniprot No.	O43825
Immunogen	Recombinant Human Beta-1,3-galactosyltransferase 2 protein (201-422AA)
Raised In	Rabbit
Species Reactivity	Human
Tested Applications	ELISA, IHC, IF; Recommended dilution: IHC:1:20-1:200, IF:1:50-1:200
Form	Liquid
Conjugate	Non-conjugated
Storage Buffer	Preservative: 0.03% Proclin 300 Constituents: 50% Glycerol, 0.01M PBS, PH 7.4
Purification Method	>95%, Protein G purified
Isotype	IgG
Clonality	Polyclonal
Alias	Beta-1,3-galactosyltransferase 2 (Beta-1,3-GalTase 2) (Beta3Gal-T2) (Beta3GalT2) (EC 2.4.1.86) (UDP-galactose:2-acetamido-2-deoxy-D-glucose 3beta-galactosyltransferase 2), B3GALT2
Immunogen Species	Homo sapiens (Human)
Research Area	Others
Target Names	B3GALT2

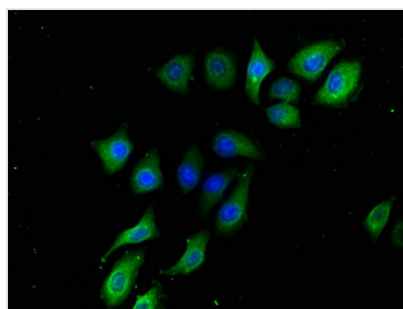
Image



Immunohistochemistry of paraffin-embedded human liver tissue using CSB-PA002491LA01HU at dilution of 1:100



Immunohistochemistry of paraffin-embedded human heart tissue using CSB-PA002491LA01HU at dilution of 1:100



Immunofluorescence staining of A549 cells with CSB-PA002491LA01HU at 1:133, counter-stained with DAPI. The cells were fixed in 4% formaldehyde, permeabilized using 0.2% Triton X-100 and blocked in 10% normal Goat Serum. The cells were then incubated with the antibody overnight at 4°C. The secondary antibody was Alexa Fluor 488-conjugated AffiniPure Goat Anti-Rabbit IgG(H+L).

Usage

For Research Use Only. Not for use in diagnostic or therapeutic procedures.