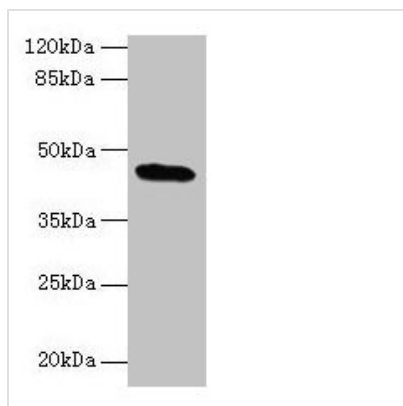




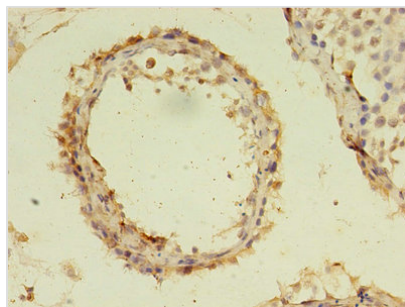
C19orf47 Antibody

Product Code	CSB-PA003463LA01HU
Storage	Upon receipt, store at -20°C or -80°C. Avoid repeated freeze.
Uniprot No.	Q8N9M1
Immunogen	Recombinant Human Uncharacterized protein C19orf47 protein (1-281AA)
Raised In	Rabbit
Species Reactivity	Human, Mouse
Tested Applications	ELISA, WB, IHC; Recommended dilution: WB:1:500-1:2000, IHC:1:20-1:200
Form	Liquid
Conjugate	Non-conjugated
Storage Buffer	Preservative: 0.03% Proclin 300 Constituents: 50% Glycerol, 0.01M PBS, PH 7.4
Purification Method	>95%, Protein G purified
Isotype	IgG
Clonality	Polyclonal
Alias	Uncharacterized protein C19orf47, C19orf47
Immunogen Species	Homo sapiens (Human)
Research Area	Cell Biology
Target Names	C19orf47

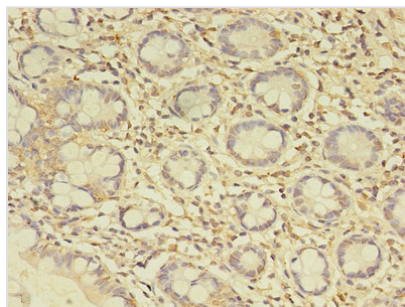
Image



Western blot
 All lanes: C19orf47 antibody at 10µg/ml + Mouse muscle tissue
 Secondary
 Goat polyclonal to rabbit IgG at 1/10000 dilution
 Predicted band size: 45, 38, 30 kDa
 Observed band size: 45 kDa



Immunohistochemistry of paraffin-embedded human testis tissue using CSB-PA003463LA01HU at dilution of 1:100



Immunohistochemistry of paraffin-embedded human small intestine tissue using CSB-PA003463LA01HU at dilution of 1:100

Usage

For Research Use Only. Not for use in diagnostic or therapeutic procedures.