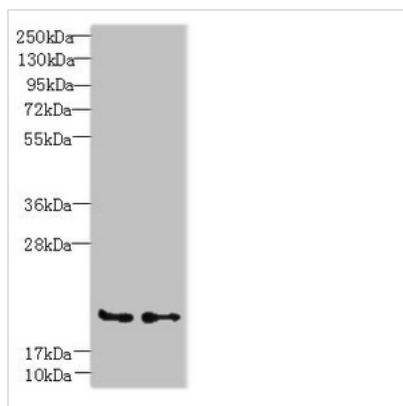




C20orf27 Antibody

Product Code	CSB-PA875631LA01HU
Storage	Upon receipt, store at -20°C or -80°C. Avoid repeated freeze.
Uniprot No.	Q9GZN8
Immunogen	Recombinant Human UPF0687 protein C20orf27 protein (3-174AA)
Raised In	Rabbit
Species Reactivity	Human
Tested Applications	ELISA, WB, IHC; Recommended dilution: WB:1:500-1:2000, IHC:1:20-1:200
Form	Liquid
Conjugate	Non-conjugated
Storage Buffer	Preservative: 0.03% Proclin 300 Constituents: 50% Glycerol, 0.01M PBS, PH 7.4
Purification Method	>95%, Protein G purified
Isotype	IgG
Clonality	Polyclonal
Alias	UPF0687 protein C20orf27, C20orf27
Immunogen Species	Homo sapiens (Human)
Research Area	Others
Target Names	C20orf27

Image



Western blot

All lanes: C20orf27 antibody at 6μg/ml

Lane 1: HCT116 whole cell lysate

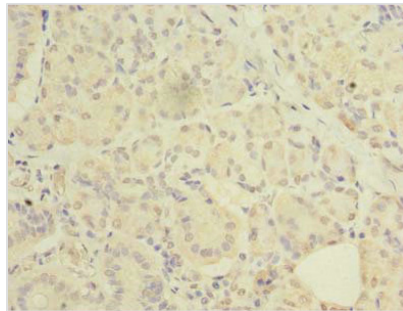
Lane 2: MDA-MB-231 whole cell lysate

Secondary

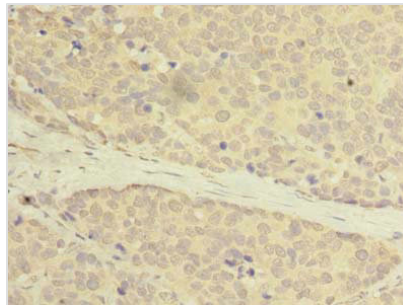
Goat polyclonal to rabbit IgG at 1/10000 dilution

Predicted band size: 20, 22 kDa

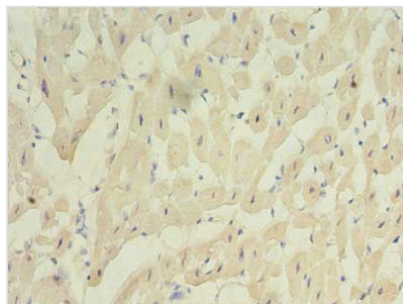
Observed band size: 20 kDa



Immunohistochemistry of paraffin-embedded human pancreatic tissue using CSB-PA875631LA01HU at dilution of 1: 100



Immunohistochemistry of paraffin-embedded human gastric cancer using CSB-PA875631LA01HU at dilution of 1: 100



Immunohistochemistry of paraffin-embedded human heart tissue using CSB-PA875631LA01HU at dilution of 1:100