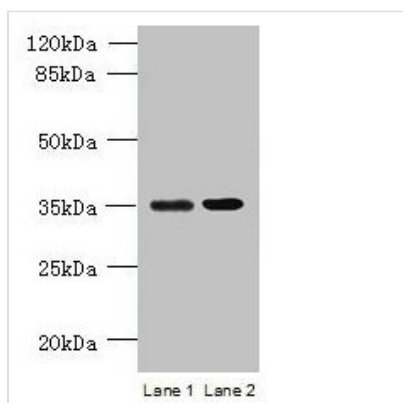




CFAP65 Antibody

Product Code	CSB-PA757963LA01HU
Storage	Upon receipt, store at -20°C or -80°C. Avoid repeated freeze.
Uniprot No.	Q6ZU64
Immunogen	Recombinant Human Cilia- and flagella-associated protein 65 protein (2-164AA)
Raised In	Rabbit
Species Reactivity	Human
Tested Applications	ELISA, WB, IHC, IF; Recommended dilution: WB:1:500-1:2000, IHC:1:20-1:200, IF:1:50-1:200
Form	Liquid
Conjugate	Non-conjugated
Storage Buffer	Preservative: 0.03% Proclin 300 Constituents: 50% Glycerol, 0.01M PBS, PH 7.4
Purification Method	>95%, Protein G purified
Isotype	IgG
Clonality	Polyclonal
Product Type	Polyclonal Antibody
Immunogen Species	Homo sapiens (Human)
Research Area	Tags & Cell Markers
Target Names	CFAP65

Image



Western blot

All lanes: CFAP65 antibody at 8µg/ml

Lane 1: U251 whole cell lysate

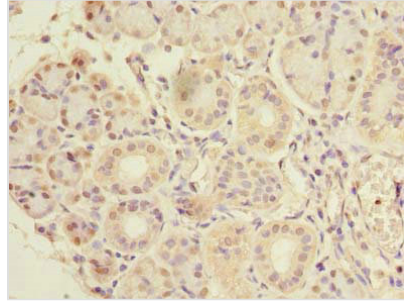
Lane 2: U87 whole cell lysate

Secondary

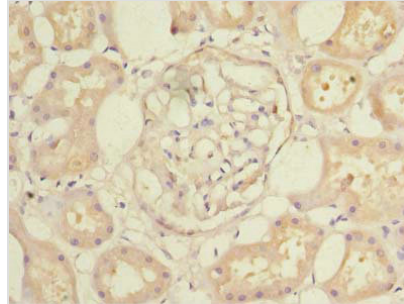
Goat polyclonal to rabbit IgG at 1/10000 dilution

Predicted band size: 218, 19, 82, 88 kDa

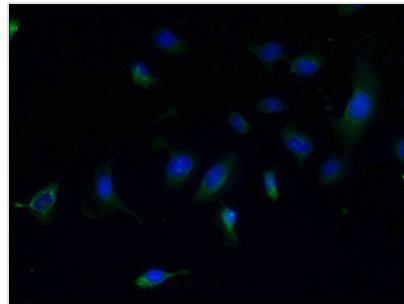
Observed band size: 35 kDa



Immunohistochemistry of paraffin-embedded human pancreatic tissue using CSB-PA757963LA01HU at dilution of 1:100



Immunohistochemistry of paraffin-embedded human kidney tissue using CSB-PA757963LA01HU at dilution of 1:100



Immunofluorescent analysis of U251 cells using CSB-PA757963LA01HU at dilution of 1:100 and Alexa Fluor 488-conjugated AffiniPure Goat Anti-Rabbit IgG(H+L)

Usage

For Research Use Only. Not for use in diagnostic or therapeutic procedures.