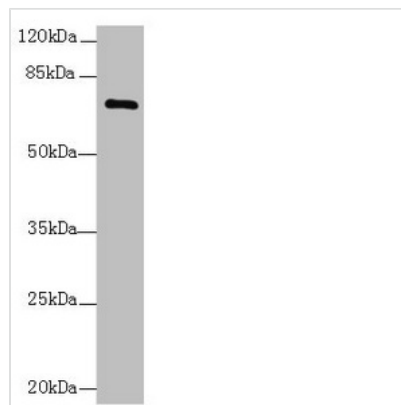




COLGALT2 Antibody

Product Code	CSB-PA818260LA01HU
Storage	Upon receipt, store at -20°C or -80°C. Avoid repeated freeze.
Uniprot No.	Q8IYK4
Immunogen	Recombinant Human Procollagen galactosyltransferase 2 protein (351-626AA)
Raised In	Rabbit
Species Reactivity	Human, Mouse
Tested Applications	ELISA, WB, IHC; Recommended dilution: WB:1:500-1:2000, IHC:1:20-1:200
Form	Liquid
Conjugate	Non-conjugated
Storage Buffer	Preservative: 0.03% Proclin 300 Constituents: 50% Glycerol, 0.01M PBS, PH 7.4
Purification Method	Antigen Affinity Purified
Isotype	IgG
Clonality	Polyclonal
Alias	Procollagen galactosyltransferase 2 (EC 2.4.1.50) (Collagen beta(1-O)galactosyltransferase 2) (ColGalT 2) (Glycosyltransferase 25 family member 2) (Hydroxylysine galactosyltransferase 2), COLGALT2, C1orf17 GLT25D2 KIAA0584
Immunogen Species	Homo sapiens (Human)
Research Area	Signal Transduction
Target Names	COLGALT2

Image



Western blot

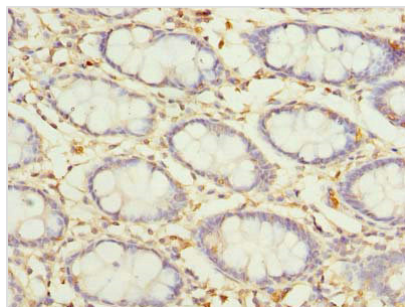
All lanes: COLGALT2 antibody at 0.5µg/ml + NIH/3T3 whole cell lysate

Secondary

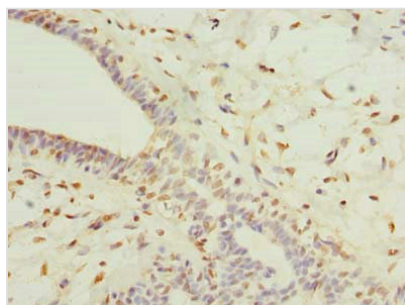
Goat polyclonal to rabbit IgG at 1/10000 dilution

Predicted band size: 73 kDa

Observed band size: 73 kDa



Immunohistochemistry of paraffin-embedded human colon tissue using CSB-PA818260LA01HU at dilution of 1:100



Immunohistochemistry of paraffin-embedded human breast cancer using CSB-PA818260LA01HU at dilution of 1:100

Usage

For Research Use Only. Not for use in diagnostic or therapeutic procedures.