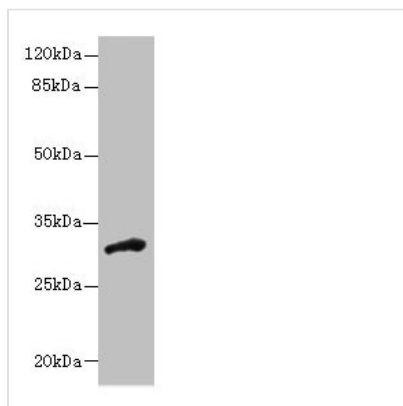




DHRS12 Antibody

Product Code	CSB-PA006857LA01HU
Storage	Upon receipt, store at -20°C or -80°C. Avoid repeated freeze.
Uniprot No.	A0PJE2
Immunogen	Recombinant Human Dehydrogenase/reductase SDR family member 12 protein (1-271AA)
Raised In	Rabbit
Species Reactivity	Human
Tested Applications	ELISA, WB, IHC, IF; Recommended dilution: WB:1:500-1:2000, IHC:1:20-1:200, IF:1:50-1:200
Form	Liquid
Conjugate	Non-conjugated
Storage Buffer	Preservative: 0.03% Proclin 300 Constituents: 50% Glycerol, 0.01M PBS, PH 7.4
Purification Method	Antigen Affinity Purified
Isotype	IgG
Clonality	Polyclonal
Alias	Dehydrogenase/reductase SDR family member 12 (EC 1.1.-.-) (Short-chain dehydrogenase/reductase family 40C member 1), DHRS12, SDR40C1
Immunogen Species	Homo sapiens (Human)
Research Area	Cell Biology
Target Names	DHRS12

Image



Western blot

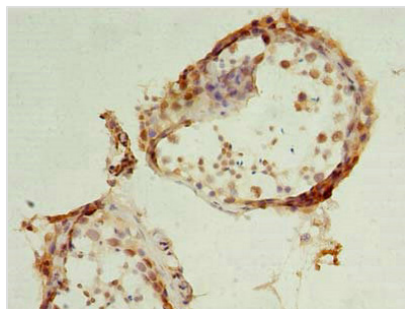
All lanes: DHRS12 antibody at 1.3µg/ml + Human placenta tissue

Secondary

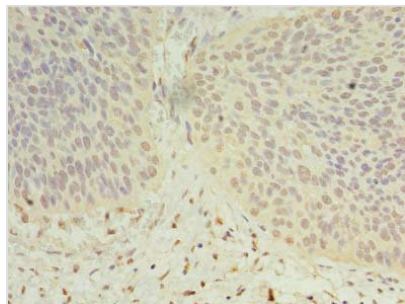
Goat polyclonal to rabbit IgG at 1/10000 dilution

Predicted band size: 36, 28, 31 kDa

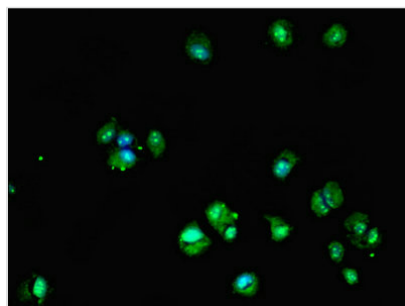
Observed band size: 31 kDa



Immunohistochemistry of paraffin-embedded human testis tissue using CSB-PA006857LA01HU at dilution of 1:100



Immunohistochemistry of paraffin-embedded human cervical cancer using CSB-PA006857LA01HU at dilution of 1:100



Immunofluorescent analysis of MCF-7 cells using CSB-PA006857LA01HU at dilution of 1:100 and Alexa Fluor 488-conjugated AffiniPure Goat Anti-Rabbit IgG(H+L)

Usage

For Research Use Only. Not for use in diagnostic or therapeutic procedures.