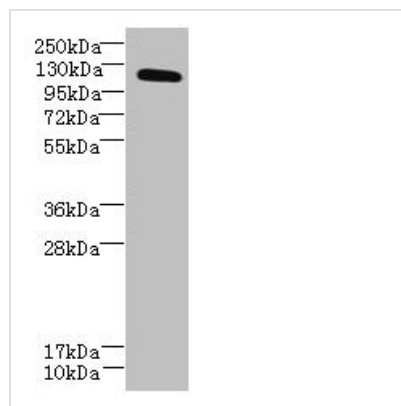




DIS3L Antibody

Product Code	CSB-PA823476LA01HU
Storage	Upon receipt, store at -20°C or -80°C. Avoid repeated freeze.
Uniprot No.	Q8TF46
Immunogen	Recombinant Human DIS3-like exonuclease 1 protein (1-300AA)
Raised In	Rabbit
Species Reactivity	Human
Tested Applications	ELISA, WB, IHC; Recommended dilution: WB:1:500-1:2000, IHC:1:20-1:200
Form	Liquid
Conjugate	Non-conjugated
Storage Buffer	Preservative: 0.03% Proclin 300 Constituents: 50% Glycerol, 0.01M PBS, PH 7.4
Purification Method	>95%, Protein G purified
Isotype	IgG
Clonality	Polyclonal
Alias	DIS3-like exonuclease 1 (EC 3.1.13.-), DIS3L, DIS3L1 KIAA1955
Immunogen Species	Homo sapiens (Human)
Research Area	Epigenetics and Nuclear Signaling
Target Names	DIS3L

Image



Western blot

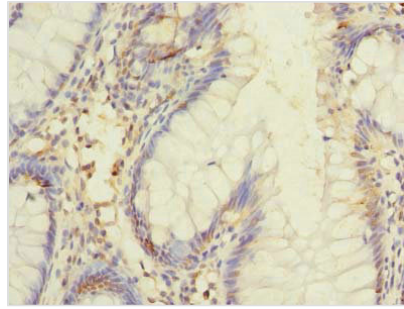
All lanes: DIS3L antibody at 6µg/ml + MCF-7 whole cell lysate

Secondary

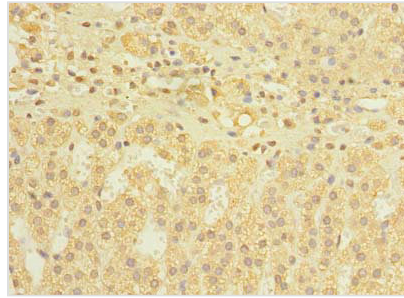
Goat polyclonal to rabbit IgG at 1/10000 dilution

Predicted band size: 121, 106, 87, 112 kDa

Observed band size: 121 kDa



Immunohistochemistry of paraffin-embedded human colon cancer using CSB-PA823476LA01HU at dilution of 1:100



Immunohistochemistry of paraffin-embedded human adrenal gland tissue using CSB-PA823476LA01HU at dilution of 1:100

Usage

For Research Use Only. Not for use in diagnostic or therapeutic procedures.