




ENKD1 Antibody

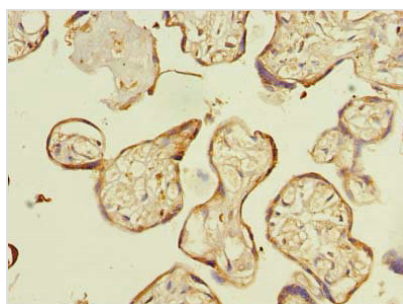
Product Code	CSB-PA867120LA01HU
Storage	Upon receipt, store at -20°C or -80°C. Avoid repeated freeze.
Uniprot No.	Q9H0I2
Immunogen	Recombinant Human Enkurin domain-containing protein 1 protein (1-346AA)
Raised In	Rabbit
Species Reactivity	Human, Mouse
Tested Applications	ELISA, WB, IHC; Recommended dilution: WB:1:500-1:2000, IHC:1:20-1:200
Form	Liquid
Conjugate	Non-conjugated
Storage Buffer	Preservative: 0.03% Proclin 300 Constituents: 50% Glycerol, 0.01M PBS, PH 7.4
Purification Method	>95%, Protein G purified
Isotype	IgG
Clonality	Polyclonal
Alias	Enkurin domain-containing protein 1, ENKD1, C16orf48
Immunogen Species	Homo sapiens (Human)
Research Area	Signal Transduction
Target Names	ENKD1

Image

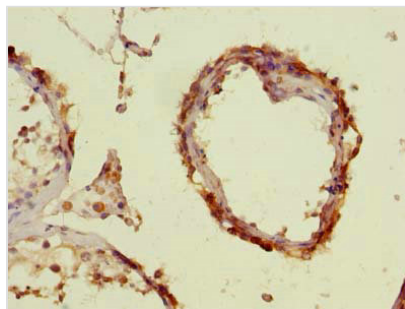


Western blot

All lanes: ENKD1 antibody at 7µg/ml + Mouse brain tissue
Secondary
Goat polyclonal to rabbit IgG at 1/10000 dilution
Predicted band size: 39, 26 kDa
Observed band size: 26 kDa



Immunohistochemistry of paraffin-embedded human placenta tissue using CSB-PA867120LA01HU at dilution of 1:100



Immunohistochemistry of paraffin-embedded human testis tissue using CSB-PA867120LA01HU at dilution of 1:100

Usage

For Research Use Only. Not for use in diagnostic or therapeutic procedures.