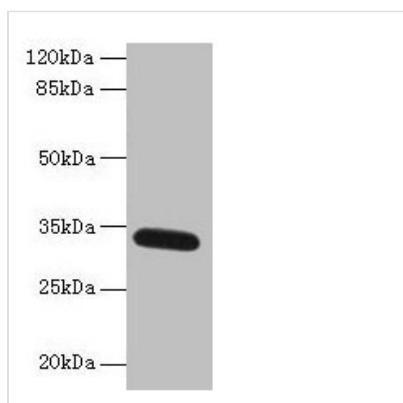




FAM92A Antibody

Product Code	CSB-PA008396LA01HU
Storage	Upon receipt, store at -20°C or -80°C. Avoid repeated freeze.
Uniprot No.	A1XBS5
Immunogen	Recombinant Human Protein FAM92A protein (1-271AA)
Raised In	Rabbit
Species Reactivity	Human, Mouse
Tested Applications	ELISA, WB, IHC, IF; Recommended dilution: WB:1:500-1:2000, IHC:1:20-1:200, IF:1:50-1:200
Form	Liquid
Conjugate	Non-conjugated
Storage Buffer	Preservative: 0.03% Proclin 300 Constituents: 50% Glycerol, 0.01M PBS, PH 7.4
Purification Method	Antigen Affinity Purified
Isotype	IgG
Clonality	Polyclonal
Alias	Protein FAM92A, FAM92A, FAM92A1
Immunogen Species	Homo sapiens (Human)
Research Area	Cell Biology
Target Names	FAM92A

Image



Western blot

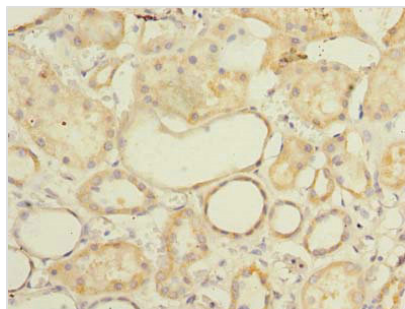
All lanes: FAM92A antibody at 1µg/ml + Mouse brain tissue

Secondary

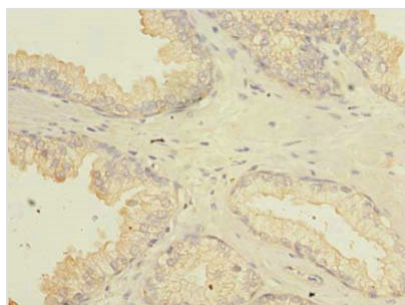
Goat polyclonal to rabbit IgG at 1/10000 dilution

Predicted band size: 34, 29, 32, 31, 12 kDa

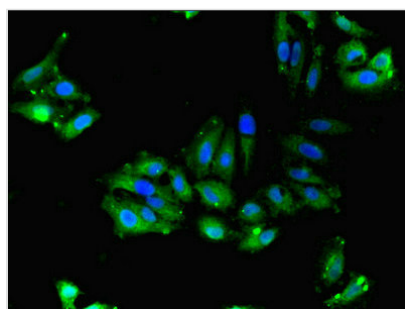
Observed band size: 34 kDa



Immunohistochemistry of paraffin-embedded human kidney tissue using CSB-PA008396LA01HU at dilution of 1:100



Immunohistochemistry of paraffin-embedded human prostate cancer using CSB-PA008396LA01HU at dilution of 1:100



Immunofluorescent analysis of HeLa cells using CSB-PA008396LA01HU at dilution of 1:100 and Alexa Fluor 488-conjugated AffiniPure Goat Anti-Rabbit IgG(H+L)

Usage

For Research Use Only. Not for use in diagnostic or therapeutic procedures.