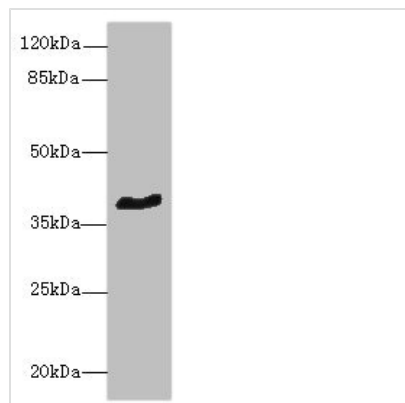




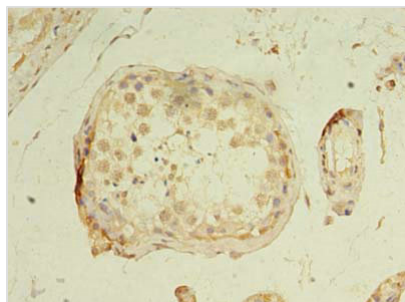
GPR18 Antibody

Product Code	CSB-PA614525LA01HU
Storage	Upon receipt, store at -20°C or -80°C. Avoid repeated freeze.
Uniprot No.	Q14330
Immunogen	Recombinant Human N-arachidonyl glycine receptor protein (290-331AA)
Raised In	Rabbit
Species Reactivity	Human, Mouse
Tested Applications	ELISA, WB, IHC, IF; Recommended dilution: WB:1:500-1:2000, IHC:1:20-1:200, IF:1:50-1:200
Form	Liquid
Conjugate	Non-conjugated
Storage Buffer	Preservative: 0.03% Proclin 300 Constituents: 50% Glycerol, 0.01M PBS, PH 7.4
Purification Method	>95%, Protein G purified
Isotype	IgG
Clonality	Polyclonal
Alias	N-arachidonyl glycine receptor (NAGly receptor) (G-protein coupled receptor 18), GPR18, GPCRW
Immunogen Species	Homo sapiens (Human)
Research Area	Neuroscience
Target Names	GPR18

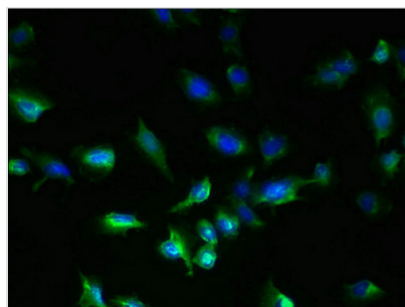
Image



Western blot
 All lanes: GPR18 antibody at 8µg/ml + Mouse brain tissue
 Secondary
 Goat polyclonal to rabbit IgG at 1/10000 dilution
 Predicted band size: 39 kDa
 Observed band size: 39 kDa



Immunohistochemistry of paraffin-embedded human testis tissue using CSB-PA614525LA01HU at dilution of 1:100



Immunofluorescent analysis of U251 cells using CSB-PA614525LA01HU at dilution of 1:100 and Alexa Fluor 488-conjugated AffiniPure Goat Anti-Rabbit IgG(H+L)

Usage

For Research Use Only. Not for use in diagnostic or therapeutic procedures.