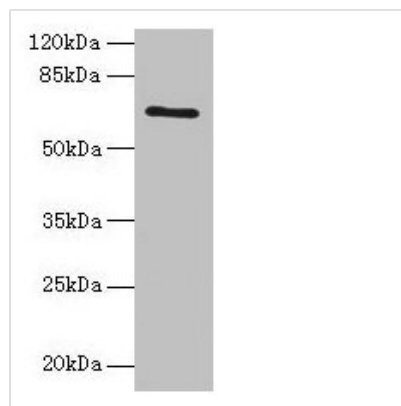




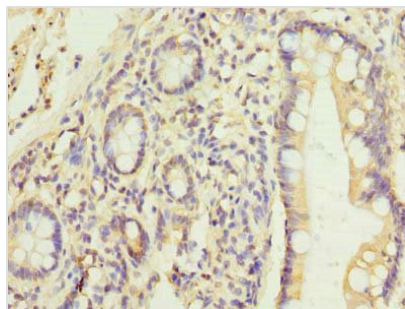
HEATR9 Antibody

Product Code	CSB-PA003369LA01HU
Storage	Upon receipt, store at -20°C or -80°C. Avoid repeated freeze.
Uniprot No.	A2RTY3
Immunogen	Recombinant Human Protein HEATR9 protein (1-219AA)
Raised In	Rabbit
Species Reactivity	Human
Tested Applications	ELISA, WB, IHC; Recommended dilution: WB:1:500-1:2000, IHC:1:20-1:200
Form	Liquid
Conjugate	Non-conjugated
Storage Buffer	Preservative: 0.03% Proclin 300 Constituents: 50% Glycerol, 0.01M PBS, PH 7.4
Purification Method	>95%, Protein G purified
Isotype	IgG
Clonality	Polyclonal
Alias	Protein HEATR9 (HEAT repeat-containing protein 9), HEATR9, C17orf66
Immunogen Species	Homo sapiens (Human)
Research Area	Cell Biology
Target Names	HEATR9

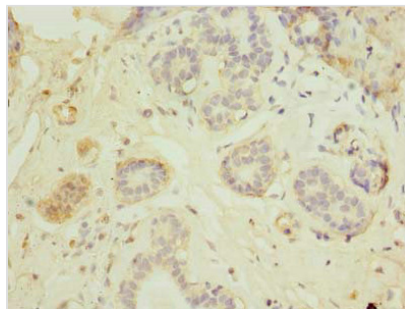
Image



Western blot
 All lanes: HEATR9 antibody at 1.2µg/ml + Jurkat whole cell lysate
 Secondary
 Goat polyclonal to rabbit IgG at 1/10000 dilution
 Predicted band size: 66, 27, 61, 45, 40 kDa
 Observed band size: 66 kDa



Immunohistochemistry of paraffin-embedded human small intestine tissue using CSB-PA003369LA01HU at dilution of 1:100



Immunohistochemistry of paraffin-embedded human breast cancer using CSB-PA003369LA01HU at dilution of 1:100

Usage

For Research Use Only. Not for use in diagnostic or therapeutic procedures.