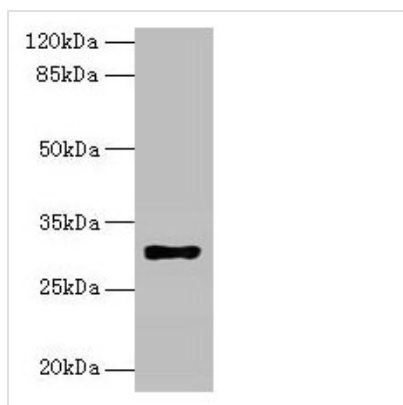




HLA-DRB4 Antibody

Product Code	CSB-PA03909A0Rb
Storage	Upon receipt, store at -20°C or -80°C. Avoid repeated freeze.
Uniprot No.	P13762
Immunogen	Recombinant Human HLA class II histocompatibility antigen, DR beta 4 chain protein (30-227AA)
Raised In	Rabbit
Species Reactivity	Human
Tested Applications	ELISA, WB, IHC; Recommended dilution: WB:1:500-1:2000, IHC:1:20-1:200
Form	Liquid
Conjugate	Non-conjugated
Storage Buffer	Preservative: 0.03% Proclin 300 Constituents: 50% Glycerol, 0.01M PBS, PH 7.4
Purification Method	>95%, Protein G purified
Isotype	IgG
Clonality	Polyclonal
Alias	HLA class II histocompatibility antigen, DR beta 4 chain (MHC class II antigen DRB4), HLA-DRB4
Immunogen Species	Homo sapiens (Human)
Research Area	Immunology
Target Names	HLA-DRB4

Image



Western blot

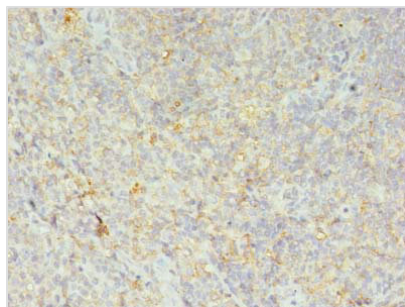
All lanes: HLA-DRB4 antibody at 2µg/ml + Raji whole cell lysate

Secondary

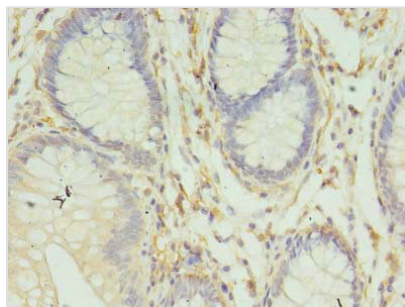
Goat polyclonal to rabbit IgG at 1/10000 dilution

Predicted band size: 30 kDa

Observed band size: 30 kDa



Immunohistochemistry of paraffin-embedded human tonsil tissue using CSB-PA03909A0Rb at dilution of 1:100



Immunohistochemistry of paraffin-embedded human colon cancer using CSB-PA03909A0Rb at dilution of 1:100

Usage

For Research Use Only. Not for use in diagnostic or therapeutic procedures.