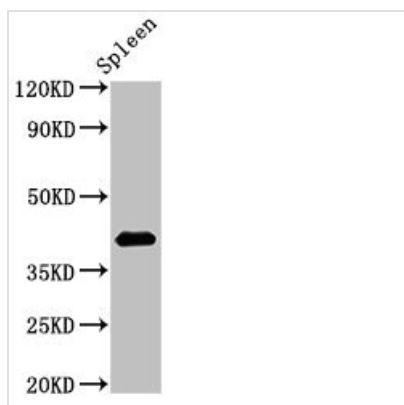




HS2ST1 Antibody

Product Code	CSB-PA010746LA01HU
Storage	Upon receipt, store at -20°C or -80°C. Avoid repeated freeze.
Uniprot No.	Q7LGA3
Immunogen	Recombinant Human Heparan sulfate 2-O-sulfotransferase 1 protein (29-229AA)
Raised In	Rabbit
Species Reactivity	Human, Rat
Tested Applications	ELISA, WB, IHC; Recommended dilution: WB:1:500-1:5000, IHC:1:20-1:200
Form	Liquid
Conjugate	Non-conjugated
Storage Buffer	Preservative: 0.03% Proclin 300 Constituents: 50% Glycerol, 0.01M PBS, PH 7.4
Purification Method	>95%, Protein G purified
Isotype	IgG
Clonality	Polyclonal
Alias	Heparan sulfate 2-O-sulfotransferase 1 (2-O-sulfotransferase) (2OST) (EC 2.8.2.-), HS2ST1, HS2ST KIAA0448
Immunogen Species	Homo sapiens (Human)
Research Area	Signal Transduction
Target Names	HS2ST1

Image



Western Blot

Positive WB detected in: Rat spleen tissue

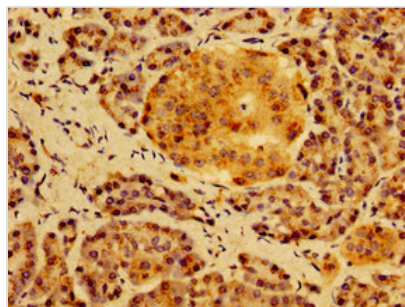
All lanes: HS2ST1 antibody at 2.7µg/ml

Secondary

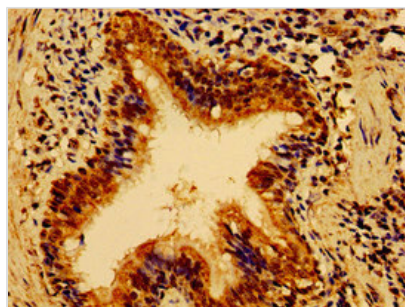
Goat polyclonal to rabbit IgG at 1/50000 dilution

Predicted band size: 42, 35, 27 kDa

Observed band size: 42 kDa



Immunohistochemistry of paraffin-embedded human pancreatic tissue using CSB-PA010746LA01HU at dilution of 1:100



Immunohistochemistry of paraffin-embedded human lung cancer using CSB-PA010746LA01HU at dilution of 1:100

Usage

For Research Use Only. Not for use in diagnostic or therapeutic procedures.