




HSDL2 Antibody

Product Code	CSB-PA761576LA01HU
Storage	Upon receipt, store at -20°C or -80°C. Avoid repeated freeze.
Uniprot No.	Q6YN16
Immunogen	Recombinant Human Hydroxysteroid dehydrogenase-like protein 2 protein (1-345AA)
Raised In	Rabbit
Species Reactivity	Human
Tested Applications	ELISA, WB, IHC; Recommended dilution: WB:1:500-1:2000, IHC:1:20-1:200
Form	Liquid
Conjugate	Non-conjugated
Storage Buffer	Preservative: 0.03% Proclin 300 Constituents: 50% Glycerol, 0.01M PBS, PH 7.4
Purification Method	>95%, Protein G purified
Isotype	IgG
Clonality	Polyclonal
Alias	Hydroxysteroid dehydrogenase-like protein 2 (EC 1.-.-.-) (Short chain dehydrogenase/reductase family 13C member 1), HSDL2, C9orf99 SDR13C1
Immunogen Species	Homo sapiens (Human)
Research Area	Tags & Cell Markers
Target Names	HSDL2

Image



Western blot

All lanes: HSDL2 antibody at 3µg/ml

Lane 1: 293T whole cell lysate

Lane 2: HeLa whole cell lysate

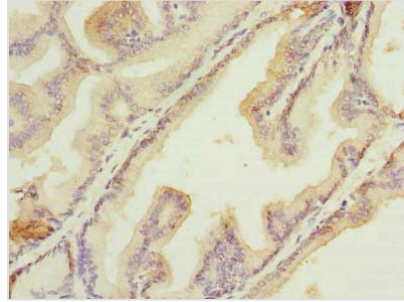
Lane 3: HepG2 whole cell lysate

Secondary

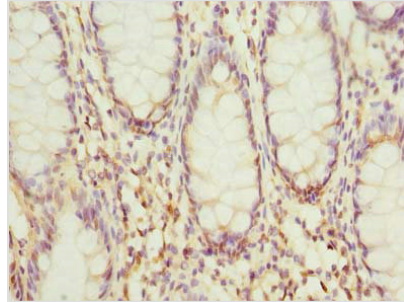
Goat polyclonal to rabbit IgG at 1/10000 dilution

Predicted band size: 46, 38 kDa

Observed band size: 46 kDa



Immunohistochemistry of paraffin-embedded human prostate cancer using CSB-PA761576LA01HU at dilution of 1:100



Immunohistochemistry of paraffin-embedded human colon cancer using CSB-PA761576LA01HU at dilution of 1:100

Usage

For Research Use Only. Not for use in diagnostic or therapeutic procedures.