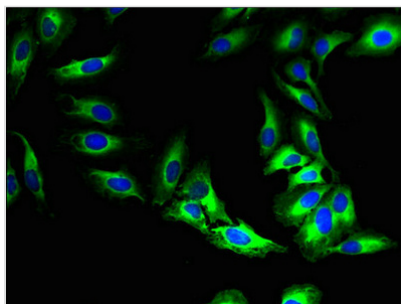




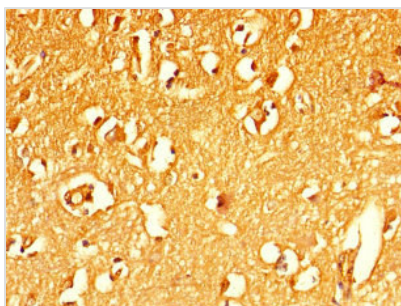
MFSD5 Antibody

Product Code	CSB-PA747224LA01HU
Storage	Upon receipt, store at -20°C or -80°C. Avoid repeated freeze.
Uniprot No.	Q6N075
Immunogen	Recombinant Human Molybdate-anion transporter protein (216-248AA)
Raised In	Rabbit
Species Reactivity	Human
Tested Applications	ELISA, IHC, IF; Recommended dilution: IHC:1:20-1:200, IF:1:50-1:200
Form	Liquid
Conjugate	Non-conjugated
Storage Buffer	Preservative: 0.03% Proclin 300 Constituents: 50% Glycerol, 0.01M PBS, PH 7.4
Purification Method	>95%, Protein G purified
Isotype	IgG
Clonality	Polyclonal
Alias	Molybdate-anion transporter (Major facilitator superfamily domain-containing protein 5) (Molybdate transporter 2 homolog) (hsMOT2), MFSD5
Immunogen Species	Homo sapiens (Human)
Research Area	Others
Target Names	MFSD5

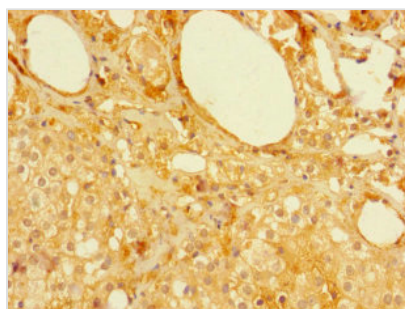
Image



Immunofluorescent analysis of HeLa cells using CSB-PA747224LA01HU at dilution of 1:100 and Alexa Fluor 488-conjugated AffiniPure Goat Anti-Rabbit IgG(H+L)



Immunohistochemistry of paraffin-embedded human brain tissue using CSB-PA747224LA01HU at dilution of 1:100



Immunohistochemistry of paraffin-embedded human prostate cancer using CSB-PA747224LA01HU at dilution of 1:100

Usage

For Research Use Only. Not for use in diagnostic or therapeutic procedures.