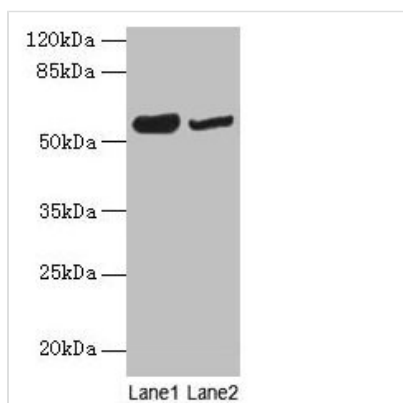




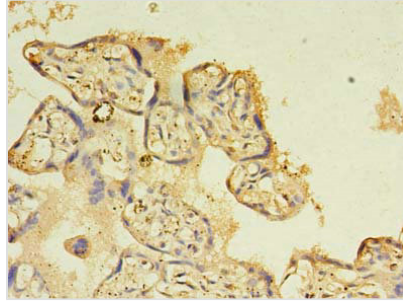
NOSTRIN Antibody

Product Code	CSB-PA818236LA01HU
Storage	Upon receipt, store at -20°C or -80°C. Avoid repeated freeze.
Uniprot No.	Q8IVI9
Immunogen	Recombinant Human Nostrin protein (1-322AA)
Raised In	Rabbit
Species Reactivity	Human, Mouse
Tested Applications	ELISA, WB, IHC; Recommended dilution: WB:1:500-1:2000, IHC:1:20-1:200
Form	Liquid
Conjugate	Non-conjugated
Storage Buffer	Preservative: 0.03% Proclin 300 Constituents: 50% Glycerol, 0.01M PBS, PH 7.4
Purification Method	>95%, Protein G purified
Isotype	IgG
Clonality	Polyclonal
Alias	Nostrin (BM247 homolog) (Nitric oxide synthase traffic inducer) (Nitric oxide synthase trafficker) (eNOS-trafficking inducer), NOSTRIN
Immunogen Species	Homo sapiens (Human)
Research Area	Neuroscience
Target Names	NOSTRIN

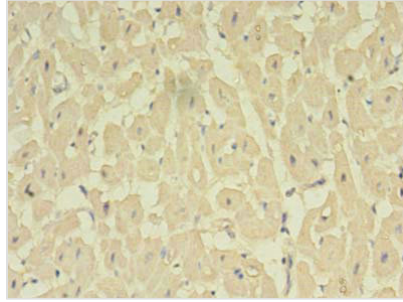
Image



Western blot
 All lanes: NOSTRIN antibody at 6µg/ml
 Lane 1: Mouse heart tissue
 Lane 2: Mouse brain tissue
 Secondary
 Goat polyclonal to rabbit IgG at 1/10000 dilution
 Predicted band size: 58, 55, 49, 65 kDa
 Observed band size: 58 kDa



Immunohistochemistry of paraffin-embedded human placenta tissue using CSB-PA818236LA01HU at dilution of 1:100



Immunohistochemistry of paraffin-embedded human heart tissue using CSB-PA818236LA01HU at dilution of 1:100

Usage

For Research Use Only. Not for use in diagnostic or therapeutic procedures.