




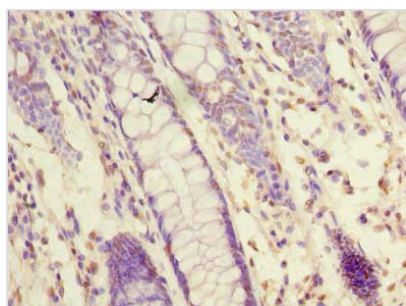
NXPE1 Antibody

Product Code	CSB-PA847620LA01HU
Storage	Upon receipt, store at -20°C or -80°C. Avoid repeated freeze.
Uniprot No.	Q8N323
Immunogen	Recombinant Human NXPE family member 1 protein (1-405AA)
Raised In	Rabbit
Species Reactivity	Human
Tested Applications	ELISA, WB, IHC; Recommended dilution: WB:1:500-1:2000, IHC:1:20-1:200
Form	Liquid
Conjugate	Non-conjugated
Storage Buffer	Preservative: 0.03% Proclin 300 Constituents: 50% Glycerol, 0.01M PBS, PH 7.4
Purification Method	>95%, Protein G purified
Isotype	IgG
Clonality	Polyclonal
Alias	NXPE family member 1 (Protein FAM55A), NXPE1, FAM55A
Immunogen Species	Homo sapiens (Human)
Research Area	Cell Biology
Target Names	NXPE1

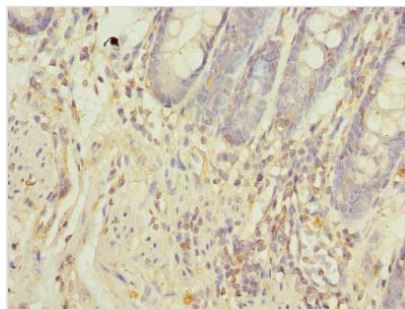
Image



Western blot
All lanes: NXPE1 antibody at 4µg/ml + Human high value serum
Secondary
Goat polyclonal to rabbit IgG at 1/10000 dilution
Predicted band size: 64, 47 kDa
Observed band size: 64 kDa



Immunohistochemistry of paraffin-embedded human colon cancer using CSB-PA847620LA01HU at dilution of 1:100



Immunohistochemistry of paraffin-embedded human colon tissue using CSB-PA847620LA01HU at dilution of 1:100

Usage

For Research Use Only. Not for use in diagnostic or therapeutic procedures.