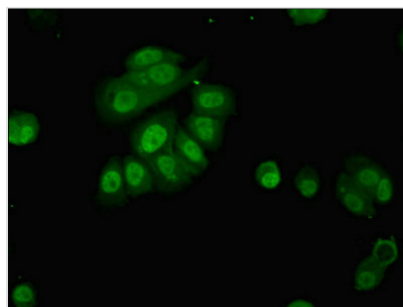




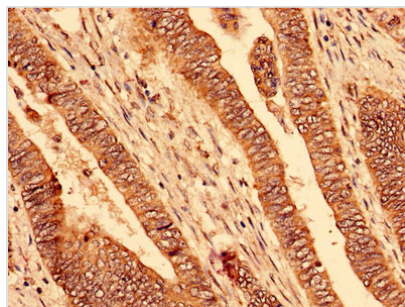
PAFAH1B2 Antibody

Product Code	CSB-PA017384LA01HU
Storage	Upon receipt, store at -20°C or -80°C. Avoid repeated freeze.
Uniprot No.	P68402
Immunogen	Recombinant Human Platelet-activating factor acetylhydrolase IB subunit beta protein (2-229AA)
Raised In	Rabbit
Species Reactivity	Human
Tested Applications	ELISA, IHC, IF; Recommended dilution: IHC:1:20-1:200, IF:1:50-1:200
Form	Liquid
Conjugate	Non-conjugated
Storage Buffer	Preservative: 0.03% Proclin 300 Constituents: 50% Glycerol, 0.01M PBS, PH 7.4
Purification Method	>95%, Protein G purified
Isotype	IgG
Clonality	Polyclonal
Alias	Platelet-activating factor acetylhydrolase IB subunit beta (EC 3.1.1.47) (PAF acetylhydrolase 30 kDa subunit) (PAF-AH 30 kDa subunit) (PAF-AH subunit beta) (PAFAH subunit beta), PAFAH1B2, PAFAHB
Immunogen Species	Homo sapiens (Human)
Research Area	Cardiovascular
Target Names	PAFAH1B2

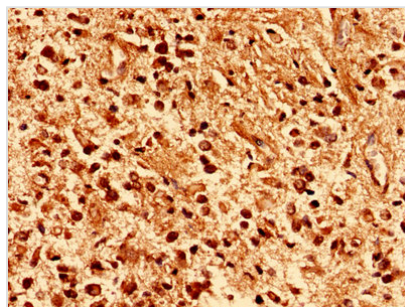
Image



Immunofluorescent analysis of MCF-7 cells using CSB-PA017384LA01HU at dilution of 1:100 and Alexa Fluor 488-conjugated AffiniPure Goat Anti-Rabbit IgG(H+L)



Immunohistochemistry analysis of human colon cancer using CSB-PA017384LA01HU at dilution of 1:100



Immunohistochemistry analysis of human glioma using CSB-PA017384LA01HU at dilution of 1:100

Usage

For Research Use Only. Not for use in diagnostic or therapeutic procedures.