



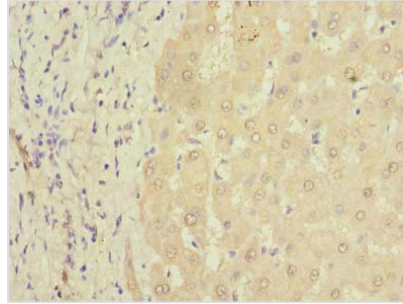
PQLC3 Antibody

Product Code	CSB-PA854059LA01HU
Storage	Upon receipt, store at -20°C or -80°C. Avoid repeated freeze.
Uniprot No.	Q8N755
Immunogen	Recombinant Human PQ-loop repeat-containing protein 3 protein (118-170AA)
Raised In	Rabbit
Species Reactivity	Human, Mouse
Tested Applications	ELISA, WB, IHC, IF; Recommended dilution: WB:1:500-1:2000, IHC:1:20-1:200, IF:1:50-1:200
Form	Liquid
Conjugate	Non-conjugated
Storage Buffer	Preservative: 0.03% Proclin 300 Constituents: 50% Glycerol, 0.01M PBS, PH 7.4
Purification Method	>95%, Protein G purified
Isotype	IgG
Clonality	Polyclonal
Alias	PQ-loop repeat-containing protein 3, PQLC3, C2orf22
Immunogen Species	Homo sapiens (Human)
Research Area	Others
Target Names	PQLC3

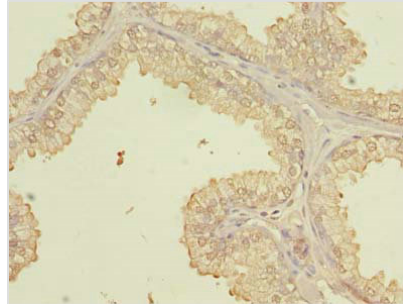
Image



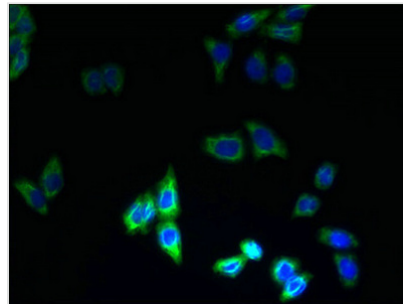
Western blot
 All lanes: PQLC3 antibody at 3µg/ml + Mouse liver tissue
 Secondary
 Goat polyclonal to rabbit IgG at 1/10000 dilution
 Predicted band size: 23, 21 kDa
 Observed band size: 23 kDa



Immunohistochemistry of paraffin-embedded human liver tissue using CSB-PA854059LA01HU at dilution of 1:100



Immunohistochemistry of paraffin-embedded human prostate cancer using CSB-PA854059LA01HU at dilution of 1:100



Immunofluorescent analysis of LO2 cells using CSB-PA854059LA01HU at dilution of 1:100 and Alexa Fluor 488-conjugated AffiniPure Goat Anti-Rabbit IgG(H+L)

Usage

For Research Use Only. Not for use in diagnostic or therapeutic procedures.