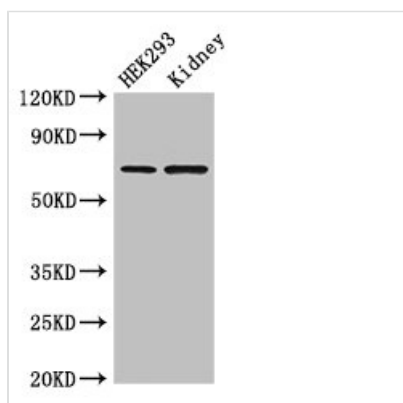




RABGGTA Antibody

Product Code	CSB-PA852898LA01HU
Storage	Upon receipt, store at -20°C or -80°C. Avoid repeated freeze.
Uniprot No.	Q92696
Immunogen	Recombinant Human Geranylgeranyl transferase type-2 subunit alpha protein (1-200AA)
Raised In	Rabbit
Species Reactivity	Human, Mouse
Tested Applications	ELISA, WB, IHC, IF; Recommended dilution: WB:1:500-1:5000, IHC:1:20-1:200, IF:1:50-1:200
Form	Liquid
Conjugate	Non-conjugated
Storage Buffer	PBS with 0.02% sodium azide and 50% glycerol, pH 7.3.
Purification Method	>95%, Protein G purified
Isotype	IgG
Clonality	Polyclonal
Product Type	Polyclonal Antibody
Immunogen Species	Homo sapiens (Human)
Research Area	Neuroscience
Target Names	RABGGTA

Image



Western Blot

Positive WB detected in: HEK293 whole cell lysate, Mouse kidney tissue

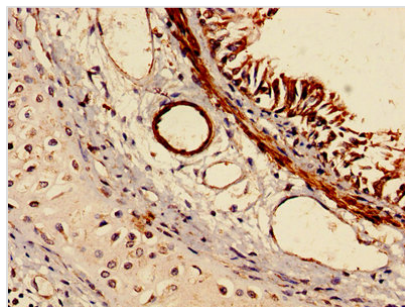
All lanes: RABGGTA antibody at 1.5µg/ml

Secondary

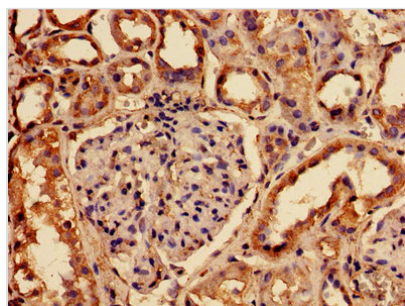
Goat polyclonal to rabbit IgG at 1/50000 dilution

Predicted band size: 66 kDa

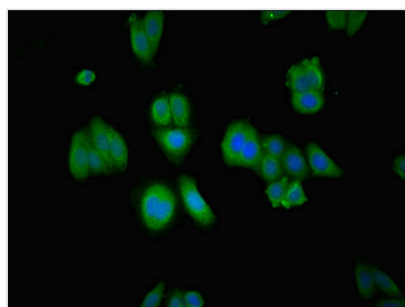
Observed band size: 66 kDa



IHC image of CSB-PA852898LA01HU diluted at 1:150 and staining in paraffin-embedded human lung tissue performed on a Leica Bond™ system. After dewaxing and hydration, antigen retrieval was mediated by high pressure in a citrate buffer (pH 6.0). Section was blocked with 10% normal goat serum 30min at RT. Then primary antibody (1% BSA) was incubated at 4°C overnight. The primary is detected by a biotinylated secondary antibody and visualized using an HRP conjugated SP system.



IHC image of CSB-PA852898LA01HU diluted at 1:150 and staining in paraffin-embedded human kidney tissue performed on a Leica Bond™ system. After dewaxing and hydration, antigen retrieval was mediated by high pressure in a citrate buffer (pH 6.0). Section was blocked with 10% normal goat serum 30min at RT. Then primary antibody (1% BSA) was incubated at 4°C overnight. The primary is detected by a biotinylated secondary antibody and visualized using an HRP conjugated SP system.



Immunofluorescent analysis of HepG2 cells using CSB-PA852898LA01HU at dilution of 1:100 and Alexa Fluor 488-conjugated AffiniPure Goat Anti-Rabbit IgG(H+L)

Usage

For Research Use Only. Not for use in diagnostic or therapeutic procedures.