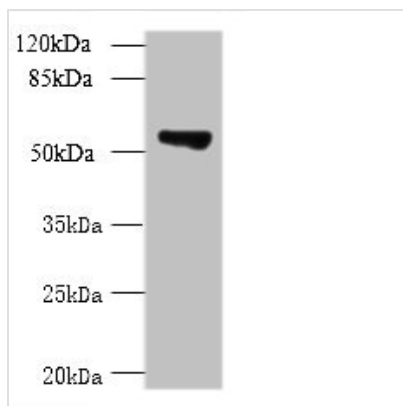




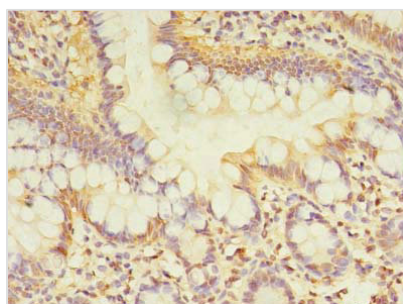
TCP11L2 Antibody

Product Code	CSB-PA847634LA01HU
Storage	Upon receipt, store at -20°C or -80°C. Avoid repeated freeze.
Uniprot No.	Q8N4U5
Immunogen	Recombinant Human T-complex protein 11-like protein 2 protein (1-210AA)
Raised In	Rabbit
Species Reactivity	Human
Tested Applications	ELISA, WB, IHC; Recommended dilution: WB:1:500-1:2000, IHC:1:20-1:200
Form	Liquid
Conjugate	Non-conjugated
Storage Buffer	Preservative: 0.03% Proclin 300 Constituents: 50% Glycerol, 0.01M PBS, PH 7.4
Purification Method	Antigen Affinity Purified
Isotype	IgG
Clonality	Polyclonal
Alias	T-complex protein 11-like protein 2, TCP11L2
Immunogen Species	Homo sapiens (Human)
Research Area	Cell Biology
Target Names	TCP11L2

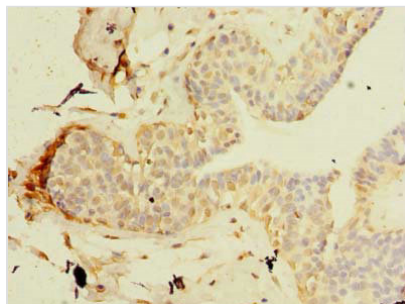
Image



Western blot
All lanes: TCP11L2 antibody at 1µg/ml + A549 whole cell lysate
Secondary
Goat polyclonal to rabbit at 1/10000 dilution
Predicted band size: 59, 30 kDa
Observed band size: 59 kDa



Immunohistochemistry of paraffin-embedded human small intestine tissue using CSB-PA847634LA01HU at dilution of 1:100



Immunohistochemistry of paraffin-embedded human breast cancer using CSB-PA847634LA01HU at dilution of 1:100

Usage

For Research Use Only. Not for use in diagnostic or therapeutic procedures.