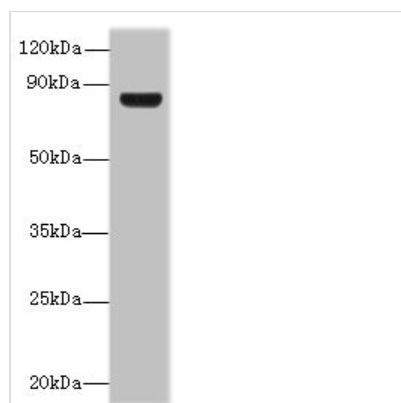




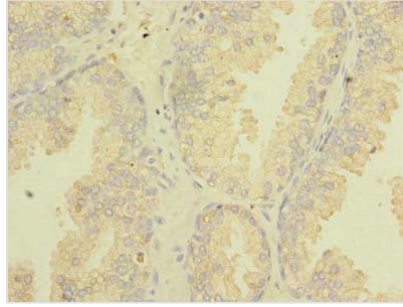
# TSGA10 Antibody

<b>Product Code</b>	CSB-PA863172LA01HU
<b>Storage</b>	Upon receipt, store at -20°C or -80°C. Avoid repeated freeze.
<b>Uniprot No.</b>	Q9BZW7
<b>Immunogen</b>	Recombinant Human Testis-specific gene 10 protein (1-200AA)
<b>Raised In</b>	Rabbit
<b>Species Reactivity</b>	Human
<b>Tested Applications</b>	ELISA, WB, IHC; Recommended dilution: WB:1:500-1:2000, IHC:1:20-1:200
<b>Form</b>	Liquid
<b>Conjugate</b>	Non-conjugated
<b>Storage Buffer</b>	Preservative: 0.03% Proclin 300 Constituents: 50% Glycerol, 0.01M PBS, PH 7.4
<b>Purification Method</b>	Antigen Affinity Purified
<b>Isotype</b>	IgG
<b>Clonality</b>	Polyclonal
<b>Alias</b>	Testis-specific gene 10 protein (Testis development protein NYD-SP7), TSGA10, CEP4L
<b>Immunogen Species</b>	Homo sapiens (Human)
<b>Research Area</b>	Cell Biology
<b>Target Names</b>	TSGA10

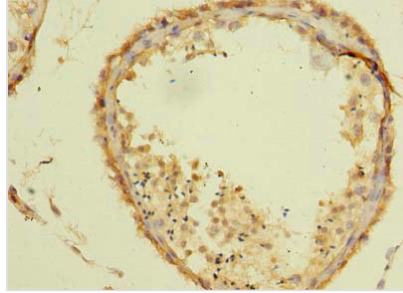
## Image



Western blot  
 All lanes: TSGA10 antibody at 1.5µg/ml + U251 whole cell lysate  
 Secondary  
 Goat polyclonal to rabbit IgG at 1/10000 dilution  
 Predicted band size: 82, 35 kDa  
 Observed band size: 82 kDa



Immunohistochemistry of paraffin-embedded human prostate cancer using CSB-PA863172LA01HU at dilution of 1:100



Immunohistochemistry of paraffin-embedded human testis tissue using CSB-PA863172LA01HU at dilution of 1:100

## Usage

For Research Use Only. Not for use in diagnostic or therapeutic procedures.