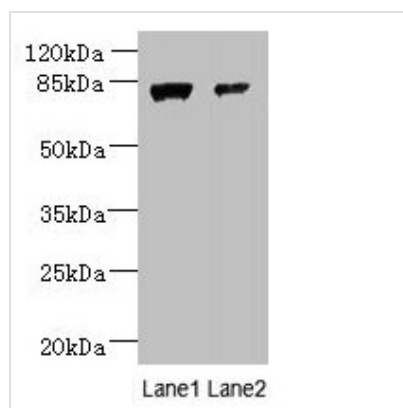




WDR49 Antibody

Product Code	CSB-PA810271LA01HU
Storage	Upon receipt, store at -20°C or -80°C. Avoid repeated freeze.
Uniprot No.	Q8IV35
Immunogen	Recombinant Human WD repeat-containing protein 49 protein (251-500AA)
Raised In	Rabbit
Species Reactivity	Human
Tested Applications	ELISA, WB, IHC; Recommended dilution: WB:1:500-1:2000, IHC:1:20-1:200
Form	Liquid
Conjugate	Non-conjugated
Storage Buffer	Preservative: 0.03% Proclin 300 Constituents: 50% Glycerol, 0.01M PBS, PH 7.4
Purification Method	>95%, Protein G purified
Isotype	IgG
Clonality	Polyclonal
Alias	WD repeat-containing protein 49, WDR49
Immunogen Species	Homo sapiens (Human)
Research Area	Others
Target Names	WDR49

Image



Western blot

All lanes: WDR49 antibody at 7µg/ml

Lane 1: A549 whole cell lysate

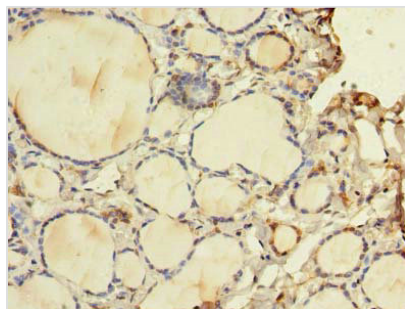
Lane 2: Hela whole cell lysate

Secondary

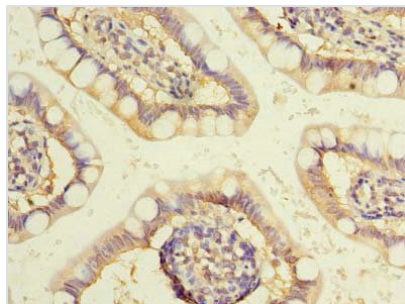
Goat polyclonal to rabbit IgG at 1/10000 dilution

Predicted band size: 80, 60 kDa

Observed band size: 80 kDa



Immunohistochemistry of paraffin-embedded human thyroid tissue using CSB-PA810271LA01HU at dilution of 1:100



Immunohistochemistry of paraffin-embedded human small intestine tissue using CSB-PA810271LA01HU at dilution of 1:100

Usage

For Research Use Only. Not for use in diagnostic or therapeutic procedures.