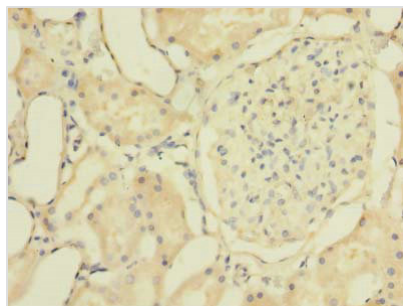




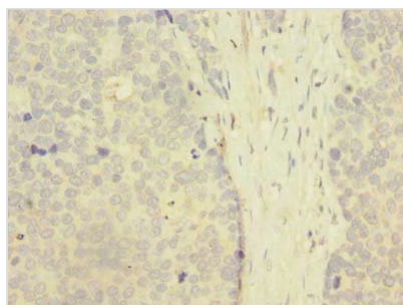
ZNF707 Antibody

Product Code	CSB-PA026975LA01HU
Storage	Upon receipt, store at -20°C or -80°C. Avoid repeated freeze.
Uniprot No.	Q96C28
Immunogen	Recombinant Human Zinc finger protein 707 protein (51-369AA)
Raised In	Rabbit
Species Reactivity	Human, Mouse
Tested Applications	ELISA, WB, IHC; Recommended dilution: WB:1:500-1:5000, IHC:1:20-1:200
Form	Liquid
Conjugate	Non-conjugated
Storage Buffer	Preservative: 0.03% Proclin 300 Constituents: 50% Glycerol, 0.01M PBS, PH 7.4
Purification Method	>95%, Protein G purified
Isotype	IgG
Clonality	Polyclonal
Alias	Zinc finger protein 707, ZNF707
Immunogen Species	Homo sapiens (Human)
Research Area	Others
Target Names	ZNF707

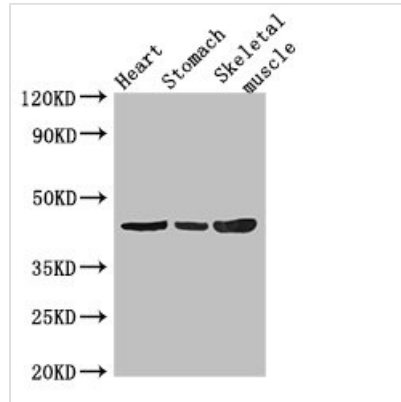
Image



Immunohistochemistry of paraffin-embedded human kidney tissue using CSB-PA026975LA01HU at dilution of 1:100



Immunohistochemistry of paraffin-embedded human gastric cancer using CSB-PA026975LA01HU at dilution of 1:100

**Western Blot**

Positive WB detected in: Mouse heart tissue, Mouse stomach tissue, Mouse skeletal muscle tissue

All lanes: ZNF707 antibody at 3.4µg/ml

Secondary

Goat polyclonal to rabbit IgG at 1/50000 dilution

Predicted band size: 44 kDa

Observed band size: 44 kDa

Usage

For Research Use Only. Not for use in diagnostic or therapeutic procedures.