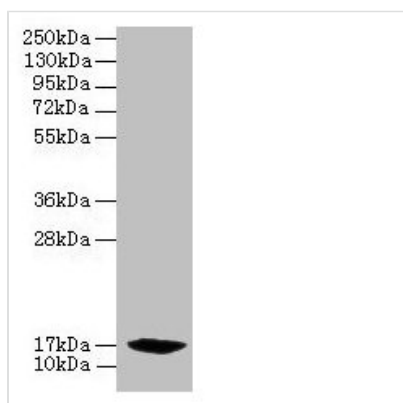




PFDN2 Antibody

Product Code	CSB-PA017813LA01HU
Storage	Upon receipt, store at -20°C or -80°C. Avoid repeated freeze.
Uniprot No.	Q9UHV9
Immunogen	Recombinant Human Prefoldin subunit 2 protein (1-154AA)
Raised In	Rabbit
Species Reactivity	Human
Tested Applications	ELISA, WB, IHC, IF; Recommended dilution: WB:1:500-1:2000, IHC:1:20-1:200, IF:1:50-1:200
Form	Liquid
Conjugate	Non-conjugated
Storage Buffer	Preservative: 0.03% Proclin 300 Constituents: 50% Glycerol, 0.01M PBS, PH 7.4
Purification Method	>95%, Protein G purified
Isotype	IgG
Clonality	Polyclonal
Alias	Prefoldin subunit 2, PFDN2, PFD2
Immunogen Species	Homo sapiens (Human)
Research Area	Signal Transduction
Target Names	PFDN2

Image



Western blot

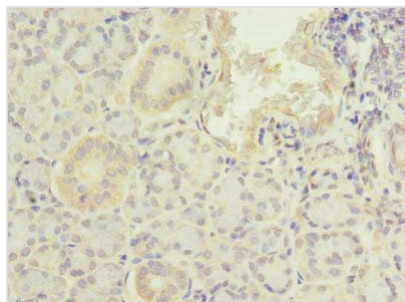
All lanes: PFDN2 antibody at 6µg/ml + 293T whole cell lysate

Secondary

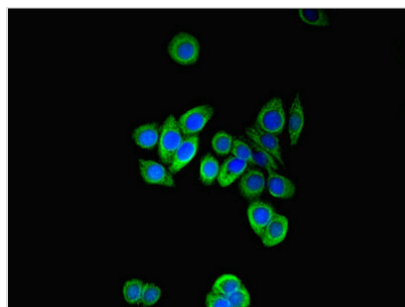
Goat polyclonal to rabbit IgG at 1/10000 dilution

Predicted band size: 17 kDa

Observed band size: 17 kDa



Immunohistochemistry of paraffin-embedded human pancreatic tissue using CSB-PA017813LA01HU at dilution of 1:100



Immunofluorescent analysis of PC-3 cells using CSB-PA017813LA01HU at dilution of 1:100 and Alexa Fluor 488-conjugated AffiniPure Goat Anti-Rabbit IgG(H+L)

Usage

For Research Use Only. Not for use in diagnostic or therapeutic procedures.