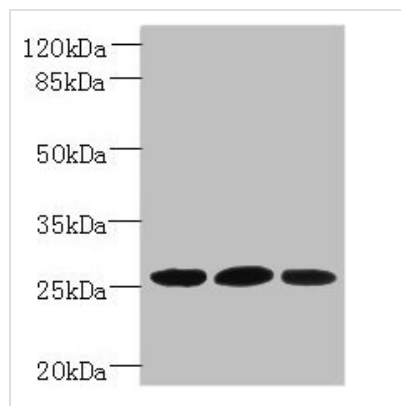




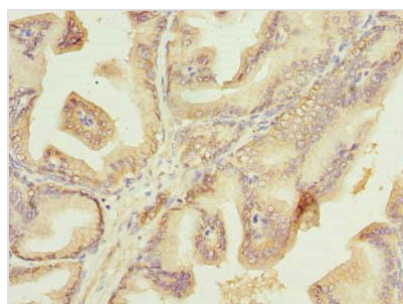
Plet1 Antibody

Product Code	CSB-PA851843HA01MO
Storage	Upon receipt, store at -20°C or -80°C. Avoid repeated freeze.
Uniprot No.	Q8VEN2
Immunogen	Recombinant Mouse Placenta-expressed transcript 1 protein (28-218AA)
Raised In	Rabbit
Species Reactivity	Mouse, Human
Tested Applications	ELISA, WB, IHC; Recommended dilution: WB:1:500-1:2000, IHC:1:20-1:200
Form	Liquid
Conjugate	Non-conjugated
Storage Buffer	Preservative: 0.03% Proclin 300 Constituents: 50% Glycerol, 0.01M PBS, PH 7.4
Purification Method	>95%, Protein G purified
Isotype	IgG
Clonality	Polyclonal
Alias	Placenta-expressed transcript 1 protein (Antigen mAgK114), Plet1
Immunogen Species	Mus musculus (Mouse)
Research Area	Others
Target Names	Plet1

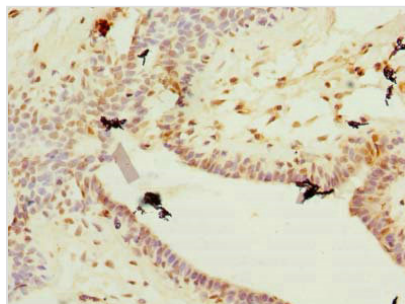
Image



Western blot
 All lanes: Plet1 antibody at 5µg/ml
 Lane 1: L929 whole cell lysate
 Lane 2: U251 whole cell lysate
 Lane 3: Mouse muscle tissue
 Secondary
 Goat polyclonal to rabbit IgG at 1/10000 dilution
 Predicted band size: 26, 21 kDa
 Observed band size: 26 kDa



Immunohistochemistry of paraffin-embedded human prostate cancer using CSB-PA851843HA01MO at dilution of 1:100



Immunohistochemistry of paraffin-embedded human breast cancer using CSB-PA851843HA01MO at dilution of 1:100

Usage

For Research Use Only. Not for use in diagnostic or therapeutic procedures.