RAB6B Antibody

Product Code	CSB-PA873642LA01HU
Storage	Upon receipt, store at -20°C or -80°C. Avoid repeated freeze.
Uniprot No.	Q9NRW1
Immunogen	Recombinant Human Ras-related protein Rab-6B protein (2-208AA)
Raised In	Rabbit
Species Reactivity	Human, Mouse
Tested Applications	ELISA, WB, IHC; Recommended dilution: WB:1:500-1:2000, IHC:1:20-1:200
Form	Liquid
Conjugate	Non-conjugated
Storage Buffer	Preservative: 0.03% Proclin 300 Constituents: 50% Glycerol, 0.01M PBS, PH 7.4
Purification Method	>95%, Protein G purified
Isotype	IgG
Clonality	Polyclonal
Alias	Ras-related protein Rab-6B, RAB6B
Immunogen Species	Homo sapiens (Human)
Research Area	Signal Transduction
Target Names	RAB6B

Image



Western blot
All lanes: RAB6B antibody at 5µg/ml
Lane 1: Mouse brain tissue
Lane 2: U251 whole cell lysate
Lane 3: MCF-7 whole cell lysate
Lane 4: A549 whole cell lysate
Lane 5: K562 whole cell lysate
Secondary
Goat polyclonal to rabbit IgG at 1/10000 dilution
Predicted band size: 24, 23 kDa
Observed band size: 24 kDa

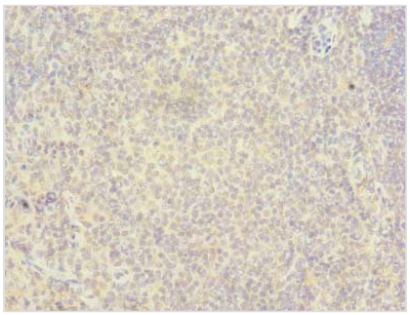

Immunohistochemistry of paraffin-embedded human tonsil tissue using CSB-PA873642LA01HU at dilution of 1:100

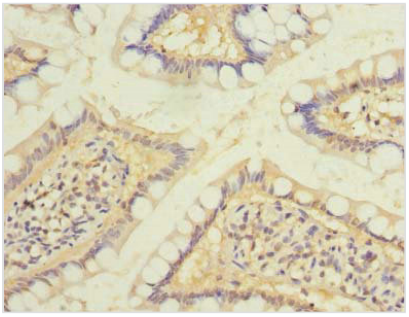

Immunohistochemistry of paraffin-embedded human small intestine tissue using CSB-PA873642LA01HU at dilution of 1:100

Usage

For Research Use Only. Not for use in diagnostic or therapeutic procedures.