# ROGDI Antibody

| | |
|---|---|
| **Product Code** | CSB-PA867108LA01HU |
| **Storage** | Upon receipt, store at -20°C or -80°C. Avoid repeated freeze. |
| **Uniprot No.** | Q9GZN7 |
| **Immunogen** | Recombinant Human Protein rogdi homolog protein (14-287AA) |
| **Raised In** | Rabbit |
| **Species Reactivity** | Human |
| **Tested Applications** | ELISA, WB, IHC; Recommended dilution: WB:1:500-1:2000, IHC:1:20-1:200 |
| **Form** | Liquid |
| **Conjugate** | Non-conjugated |
| **Storage Buffer** | Preservative: 0.03% Proclin 300<br>Constituents: 50% Glycerol, 0.01M PBS, PH 7.4 |
| **Purification Method** | Antigen Affinity Purified |
| **Isotype** | IgG |
| **Clonality** | Polyclonal |
| **Alias** | Protein rogdi homolog, ROGDI |
| **Immunogen Species** | Homo sapiens (Human) |
| **Research Area** | Cell Biology |
| **Target Names** | ROGDI |

**Image**




Western blot
All lanes: ROGDI antibody at 1.2µg/ml
Lane 1: Hela whole cell lysate
Lane 2: K562 whole cell lysate
Secondary
Goat polyclonal to rabbit IgG at 1/10000 dilution
Predicted band size: 33 kDa
Observed band size: 33 kDa

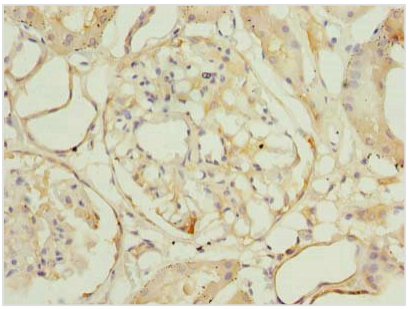

Immunohistochemistry of paraffin-embedded human kidney tissue using CSB-PA867108LA01HU at dilution of 1:100

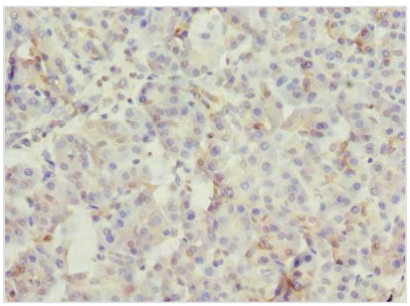

Immunohistochemistry of paraffin-embedded human pancreatic tissue using CSB-PA867108LA01HU at dilution of 1:100

**Usage**

For Research Use Only. Not for use in diagnostic or therapeutic procedures.