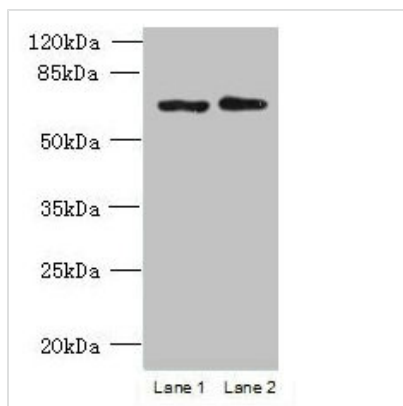




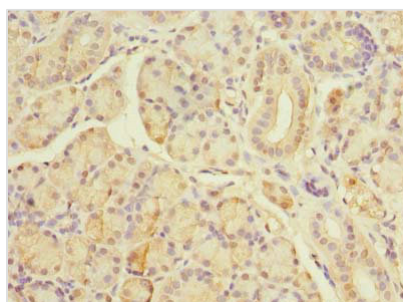
TBC1D19 Antibody

Product Code	CSB-PA843274LA01HU
Storage	Upon receipt, store at -20°C or -80°C. Avoid repeated freeze.
Uniprot No.	Q8N5T2
Immunogen	Recombinant Human TBC1 domain family member 19 protein (1-300AA)
Raised In	Rabbit
Species Reactivity	Human
Tested Applications	ELISA, WB, IHC; Recommended dilution: WB:1:500-1:2000, IHC:1:20-1:200
Form	Liquid
Conjugate	Non-conjugated
Storage Buffer	Preservative: 0.03% Proclin 300 Constituents: 50% Glycerol, 0.01M PBS, PH 7.4
Purification Method	>95%, Protein G purified
Isotype	IgG
Clonality	Polyclonal
Alias	TBC1 domain family member 19, TBC1D19
Immunogen Species	Homo sapiens (Human)
Research Area	Signal Transduction
Target Names	TBC1D19

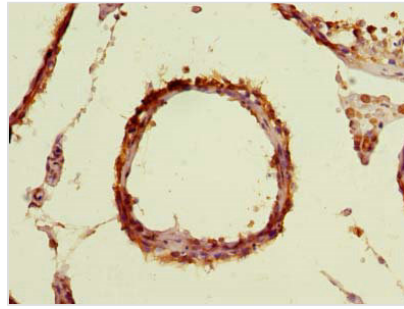
Image



Western blot
 All lanes: TBC1D19 antibody at 9µg/ml
 Lane 1: U251 whole cell lysate
 Lane 2: A375 whole cell lysate
 Secondary
 Goat polyclonal to rabbit IgG at 1/10000 dilution
 Predicted band size: 61, 53 kDa
 Observed band size: 61 kDa



Immunohistochemistry of paraffin-embedded human pancreatic tissue using CSB-PA843274LA01HU at dilution of 1:100



Immunohistochemistry of paraffin-embedded human testis tissue using CSB-PA843274LA01HU at dilution of 1:100

Usage

For Research Use Only. Not for use in diagnostic or therapeutic procedures.