




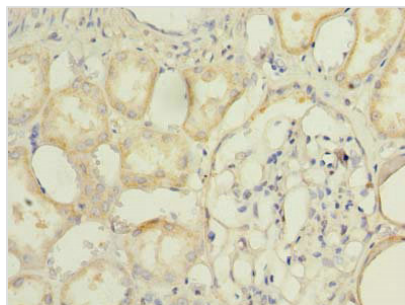
TMEM174 Antibody

Product Code	CSB-PA023755LA01HU
Storage	Upon receipt, store at -20°C or -80°C. Avoid repeated freeze.
Uniprot No.	Q8WUU8
Immunogen	Recombinant Human Transmembrane protein 174 protein (94-243AA)
Raised In	Rabbit
Species Reactivity	Human, Mouse
Tested Applications	ELISA, WB, IHC, IF; Recommended dilution: WB:1:500-1:2000, IHC:1:20-1:200, IF:1:50-1:200
Form	Liquid
Conjugate	Non-conjugated
Storage Buffer	Preservative: 0.03% Proclin 300 Constituents: 50% Glycerol, 0.01M PBS, PH 7.4
Purification Method	Antigen Affinity Purified
Isotype	IgG
Clonality	Polyclonal
Alias	Transmembrane protein 174, TMEM174
Immunogen Species	Homo sapiens (Human)
Research Area	Others
Target Names	TMEM174

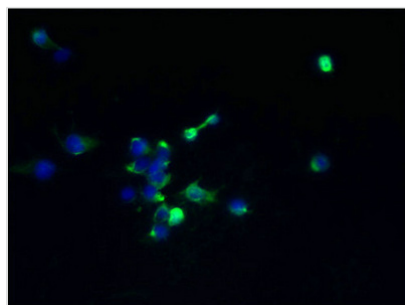
Image



Western blot
 All lanes: TMEM174 antibody at 0.8µg/ml +
 Mouse kidney tissue
 Secondary
 Goat polyclonal to rabbit IgG at 1/10000 dilution
 Predicted band size: 27, 24 kDa
 Observed band size: 27 kDa



Immunohistochemistry of paraffin-embedded human kidney tissue using CSB-PA023755LA01HU at dilution of 1:100



Immunofluorescent analysis of 293T cells using CSB-PA023755LA01HU at dilution of 1:100 and Alexa Fluor 488-conjugated AffiniPure Goat Anti-Rabbit IgG(H+L)

Usage

For Research Use Only. Not for use in diagnostic or therapeutic procedures.